




**PATH TO SUCCESS – STUDY PACK**

**SELF LEARNING KIT FOR ENGLISH  
GRADE 08 – 3<sup>RD</sup> TERM**



**Education Development Section,  
Zonal Education Office,  
Kelaniya.**

- **Monitoring and guidance**

Mrs. P.D. Iroshi Paranagama

Zonal Director of Education

- **Supervision and organization**

Mr. F.H.J.P. Silva

Deputy Director of Education (Development)

- **Subject co-ordination**

Mrs. P.G.D.L. Palliyaguruge

Assistant Director of Education (English)

- **Resource persons**

Mrs. Kumudini Perera - ISA (English) – Watttala Division

Mrs. J.A.N.R. Jayasinghe - Heenkenda M.V. – Ragama.

Miss. D.A.D.I.S. Nelson - Good Shepherd B.M.V. – Wattala

Mrs. Rajmohan Chandralatha - Al. Ashraff M.V.- Wattala

All Rights Reserved

**Activity - 1****Competency level - 3.3 Listens and responds to different types of simple texts****Lesson –Listening****Objectives –Students will be able to listen to and find specific information.**

Listen and answer

1. Who is in grade eight?
2. What is her hobby?
3. When did she start collecting stamps?
4. Who gave her stamps?
5. Describe her album?
6. What was in the packet?

**Listening text.**

Sita Somaratne is a grade eight girl of Bingama Vidyalaya. Sita spends her free time collecting stamps. That is her hobby. She started collecting stamps only a year ago. She gets all her stamps from her father and friends. Now she has about five thousand stamps. She has a large album of two hundred pages for her stamps. One day, when Sita was sorting some stamps in her room, her father came in. He had a big packet in his hand. “Here is a little present for you” he said and gave her the packet. She opened the packet quickly. There were a lot of beautiful stamps in it. She had never seen some of these before.

## Activity -2

**Competency level -4.7 Uses collective nouns and compound nouns**

### Lesson- Vocabulary

**Objectives - Students will be able to use the collective nouns in the sentences appropriately.**

#### Collective nouns

Match the pictures with the most suitable collective noun in the box.

1. A ball of .....
2. A bar of .....
3. A bar of .....
4. A pile of .....
5. A loaf of .....

string    chocolate  
soap      clothes  
bread

1. A line of .....
2. A slice of .....
3. A reel of .....
4. A box of .....
5. A packet of .....

thread  
matches  
cake  
toffees  
clothes

1. A packet of .....
2. A sheet of .....
3. A tube of .....
4. A bowl of .....
5. A bundle of .....

Paper  
toothpaste  
tea  
sticks  
soup

1. A crowd of .....
2. A cube of .....
3. A board of .....
4. A cabinet of .....
5. A band of .....

sugar  
musicians  
ministers    directors  
people

### Activity - 3

**Competency level -4.7 Uses collective nouns and compound nouns**

**Lesson- Vocabulary**

**Objectives - Students will be able to use the Compound nouns in the sentences appropriately.**

#### **Compound nouns**

Compound nouns are words for people, animals, places, things and ideas made up of two or more words. Most compound nouns are made with nouns that have been modified by adjectives or other nouns.

Eg-hot dog

Foot ball

Housekeeper

There are 3 types of compound nouns



















1. Joined compound nouns
2. Separated compound nouns
3. Hyphenated compound nouns

<b>Joined compound nouns</b>	<b>Separated compound nouns</b>	<b>Hyphenated compound nouns</b>
We write them as one word	We write them as two words	We write them with a hyphen
Headlight Handbag Football Earphone haircut	Running short Post office Water tank Bus driver Frying pan	Mother-in-law Father-in-law Dry-cleaning Ready-made

Create new words by using the words in the box above with the words below. The pictures will give you an idea.

# Compound Nouns

tray fly fall room paper machine saw  
bow pan fish chair tub  
melon ring cream ache bin board

butter---		wheel-----	
key-----		ear-----	
water-----		tooth-----	
ice-----		washing -----	
rain---		ash-----	
bath---		rubbish ---	
gold-----		mush-----	
water-----		see---	
news-----		sauce---	

## Activity - 4

**Competency level -5.2 Extracts specific information from various types of simple texts**

### Lesson – Reading

**Objectives - Students will be able to find specific information from various types of texts.**

#### The Parrots.

Parrots are one of the fabulous birds on the planet. The attractive colour on a parrot's body gives everybody a feeling of joy and happiness. There are almost 339 species of parrots around the world. Parrots are generally found in warm regions. we can find different body colour patterns on different parrot species. Those include rainbow colour, yellow colour and green colour. Parrots are intelligent birds who can mimic human speech. Parrots have curved beaks. The parrots spend most of time in tree canopies.

Parrots feed on grains, seeds, fruits, pollen buds and small insects. They sometimes drink nectar. Humans love to keep parrots as their pets. Because of the different abilities of parrots and their attractive colours...

Parrots have different life spans. Larger species of parrots live for around 80 years. Small species live around 15 years.

1 Name = Parrot

2 Colour

.....

3 Beak

.....

4 Feeds on

.....

5 Habitat

.....

6 Special features

.....

7 Species.

.....

8 Life span - a. Larger species.

.....

b. small species

.....

9 Time mostly spend in

.....

### Activity -5

**Competency level - 8.3 Describes objects, animals, people using simple sentence patterns**

**Lesson- Speaking**

**Objectives- Students will be able to speak about people, places and things using language appropriate to their age and level.**

Describe objects, animals and people using simple sentence patterns.

- My mother/My father/our principal
- Select two of the above persons and write simple sentences. Guidelines are given below.

hair	long, medium length, short, curly, wavy
Eyes	black, brown, small, large, beautiful
Nose	long, flat, large
Mouth	wide, thin lips, full lips
Face	Oval, round, long
Ears	big, small
Build	thin, slim, fat
Height	tall, short, medium height
Age	young, old, middle- aged, elderly

### Activity1

Use simple sentences and describe your pet.

So mention

-its name

-colour

-Favourite food

-why you like it

My pet is .....

.....

.....



### Activity 2

You lost your umbrella in the school canteen. Use simple sentences and write about it.

-the color.

-size.

-Handle [plastic]

-Why you like it.

I lost my .....

.....

.....

### Activity - 6

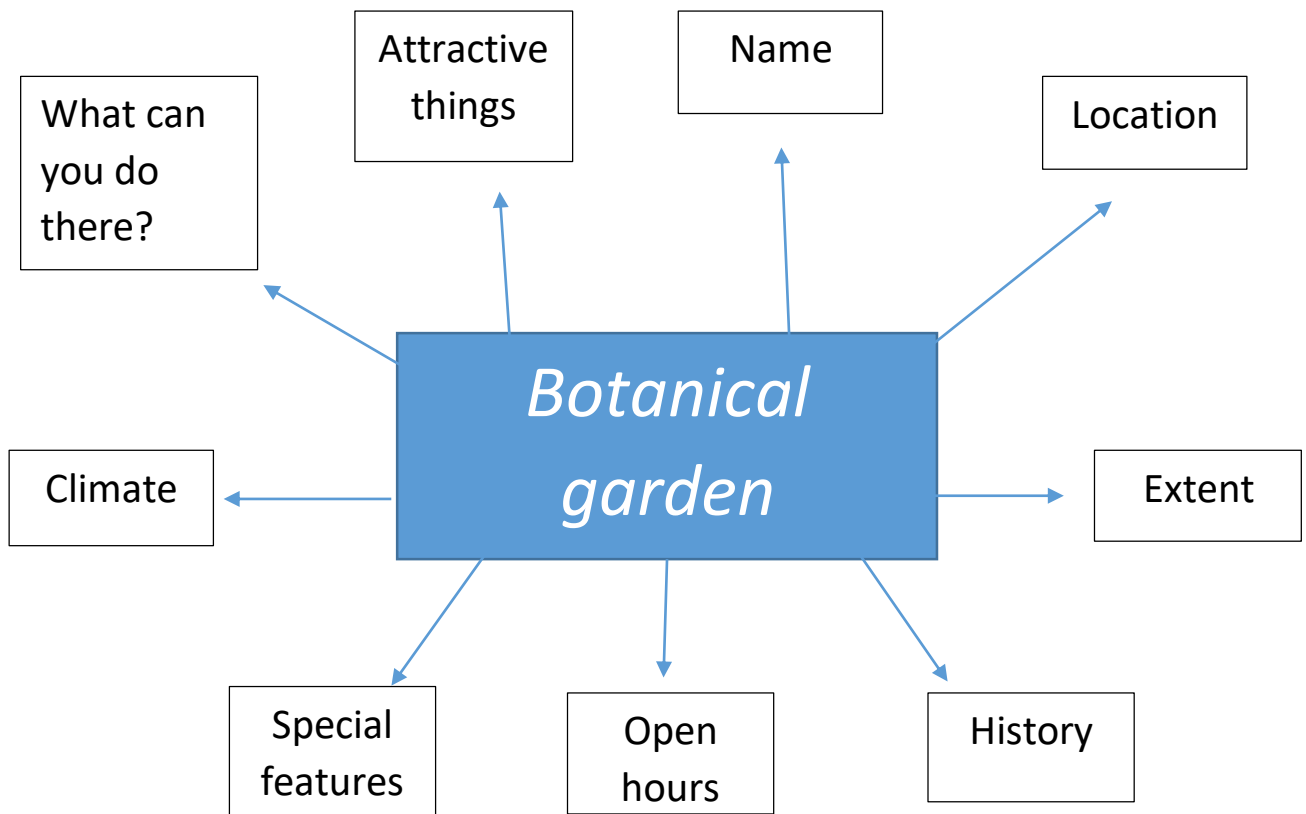
Competency level -7.1 Writes descriptions of things, places and people

#### Lesson –Writing

**Objectives – Students will be able to write descriptions of people, places, things and animals.**

Write about a botanical garden in Sri Lanka

\* First, draw a mind map



- \* Now write the sentences according to the mind map

*- A botanical garden in Sri Lanka*

Peradeniya botanical garden is a famous place in Sri Lanka. It is situated in the central province. It is located in Peradeniya about 3 km away from Kandy town. It is the largest botanical garden in Sri Lanka. It is open to public from 8.00 a.m. to 5.00 p.m. everyday. This garden is best known for its variety of flora and fauna. This has a calm and quiet environment with natural surroundings. There are various species of plants with economic, aesthetic and ecological value. This garden is an ideal place for a wonderful day out.

Now write short descriptions about the given topics.

- \* A famous historical place – Sigiriya
- \* Dr. C.W.W. Kannangara

### Activity - 7

**Competency -6.1 Constructs simple sentences – using ‘Past Perfect’ form**

#### Lesson -Writing

**Objectives -Students will be able to write sentences using past perfect form.**

The Past Perfect Tense

had + past participle of the verb
-----------------------------------

Here we talk about an action, but we cannot see the results now.

E.g. – Nimal had killed a cobra. [ kill]

- 1 Servant ..... a plate. [break]
- 2 Mala .....the news. [ hear]
- 3 We ..... the answer. [ know]
- 4 Sarath ..... a bus. [drive]
- 5 Our teacher ..... a new saree. [buy]

Now make your own sentences using Past Perfect Tense.

- 1.....
- 2.....
- 3.....
- 4.....

### Activity - 8

**Competency level- 6.1 Constructs simple sentences – using ‘Passive voice – Present Tense**

#### Lesson – Writing

**Objectives -Students will be able to construct sentences using passive voice present tense.**

Active voice	Passive voice
<div style="display: flex; justify-content: space-around; align-items: center;"> <div style="text-align: center;"> <div style="border: 1px solid black; padding: 5px; margin-bottom: 10px;">Nimal</div> <div style="color: blue; font-size: 2em;">↑</div> <div>Subject</div> </div> <div style="text-align: center;"> <div style="border: 1px solid black; padding: 5px; margin-bottom: 10px;">eats</div> <div style="color: blue; font-size: 2em;">↑</div> <div>verb</div> </div> <div style="text-align: center;"> <div style="border: 1px solid black; padding: 5px; margin-bottom: 10px;">a bun.</div> <div style="color: blue; font-size: 2em;">↑</div> <div>object</div> </div> </div> <p>1Saman buys a car.</p> <p>2.Neela gives a pen.</p> <p>3They keep books on the table.</p> <p>4 My sister eats all the sweets.</p> <p>5.My brother brings flowers.</p>	<div style="border: 1px solid black; padding: 10px; margin-bottom: 10px;"> <p>Object + am/is/are + past participle/ verb</p> </div> <p>A bun is eaten by Namal</p> <p>.....</p> <p>.....</p> <p>.....</p> <p>.....</p> <p>.....</p>

### Activity - 9

**Competency -6.1 Constructs simple sentences – using Passive Voice – Past Tense**

#### Lesson –Writing

**Objectives – Students will be able to construct sentences using passive voice past tense.**

Active voice	Passive voice
<div> <div>The cat</div> <div>↑</div> <div>Subject</div> </div> <div> <div>caught</div> <div>↑</div> <div>verb</div> </div> <div> <div>a mouse</div> <div>↑</div> <div>object</div> </div>	<div>Object + was/were + past participle</div> <div>A mouse was caught by the cat</div>
1.She paid the bill.	.....
2.My son rode a bicycle.	.....
3.They told the truth.	.....
4.Pasan sang a beautiful song.	.....
5.The thief took the camera.	.....

**Activity – 10**

**Competency level - 6.1 Construct simple sentences using future tense – passive**

**Lesson- Writing**

**Objectives –Students will be able to construct sentences using passive voice future tense.**

Active voice	Passive voice
<div> <div>She</div> <div>will wash</div> <div>clothes</div> </div> <div> <div>↑</div> <div>↑</div> <div>↑</div> </div> <div> <div>Subject</div> <div>verb</div> <div>object</div> </div>	<div>Object + shall/will + be + past participle verb</div> <div>Clothes will be washed by her.</div> <div>.....</div> <div>.....</div> <div>.....</div> <div>.....</div> <div>.....</div>
1.He will throw the ball.	
2.My aunty will make a cake.	
3 Seetha will take medicine.	
4.Children shall wear new clothes.	
5.She shall teach English.	

## Activity – 11

**Competency level -3.4 Listens and transfers information to other forms.**

### Lesson –Listening

**Objectives –Students will be able to listen and transfer the given information to other forms.**

- Listen and answer

1. Why was the girl going to the city?
2. Where were the eggs?
3. Why did not she see the bus coming?
4. Why did the basket fell?
5. How many eggs did she sell?

### Listening Text

One day a girl was going into the city to sell some eggs. She was carrying the eggs in a basket on her head.

“When I have sold these eggs” she thought “I’ll have a lot of money. Then I’ll buy a new dress and a pair of red shoes. Everybody will look at me and say “how beautiful she is “. Just then a big bus came behind her. She did not hear it until it was quite near. Then she jumped out of the way. Her basket fell to the ground and all the eggs were broken.

There were many people in the bus and they laughed at the girl. One man shouted to her “you should never carry all your eggs in one basket”

**Activities : - 12, 13**

**Competency Level : - 7.2, 8.9 Describes pictures.**

**Lesson : - Write 10 sentences about the picture given below.**

**Objective : - Students will be able to describe photographs and pictures using relevant structures and vocabulary.**


Describe pictures using

- ❖ Adjectives
- ❖ Preposition
- ❖ Present continuous tense
- ❖ There is / There are

Sentence Pattern: - E.g.

1. This is the picture of a .....
2. There is a / an .....
3. There are .....
4. We can see .....
5. There is a ..... near the .....
6. There is a ..... behind the .....
7. There is a ..... in the middle
8. There is a ..... at the bottom

Use the sentence patterns and describe the following picture. Write 10 sentences.



1. ....
2. ....
3. ....
4. ....
5. ....
6. ....

7. ....
8. ....
9. ....
10. ....

**Act No** : - 14  
**Competency level** : - 4.5 Forms the plurals of nouns  
**Lesson** : - Plurals of nouns.  
**Objective** : - Students will be able to form the plurals of countable and uncountable nouns and Compound and collective nouns.

### **1) Plural of nouns.**

\* A noun that names one person, animal, place or thing is called singular noun.

E.g.: - a cat , a flower , a boy.

\* A noun that names more than one person, animal, place or thing is called plural noun.

E.g.: - cats, flowers, boys.

#### **I. Adding -s to the singular noun**

E.g.: - Pen – pens

Boy – boys

#### **II. Adding -es to the singular nouns ending in s, x, z, sh, ch, ss**

E.g.: - A bus - buses

A brush – brushes

#### **III. Adding es to the singular nouns ending with o**

Eg:- mango – mangoes

Expectations: – radio – radios, photo – photos

#### **IV. Adding -ves to the singular nouns ending with f or fe**

Eg:- leaf - leaves

#### **V. Adding -en**

Eg:- man – men

Woman – women

#### **VI. Vowel change**



Eg:- Foot – feet

Mouse – mice

VII. When the last letter is ‘**y**’ – and the letter before y is consonant it’s plural is changed by y to **ies**

Eg:- baby – babies

### **Activity**

<b>Singular</b>	<b>Plural</b>
Girl	
	children
Potato	
Tree	
Glass	
Watch	
	oxen
Studio	
Call	
Shop	

Collective noun : - Is a word for a group of people or things.

Eg : - A team of players.

A group of people.

A herd of sheep.

Compound noun : - A word that contains two or more words.

Eg : - Tooth paste.

Swimming pool.

Full moon.

### **Activity**

01. Fill in the blanks

(chest, bunch, board, team, bouquet, box, pinch, cup, loaf, bar)

1. a ..... of bananas.

2. a ..... of drawers.

3. a ..... of flowers.

4. a ..... of directors.

5. a ..... of players.
6. a ..... of matches.
7. a ..... of bread.
8. a ..... of chocolate.
9. a ..... of tea.
10. a ..... of salt.

**Activities : - 15, 16**

**Competency Level : - 3.4, 5.3 Listens and transfers information to other forms.**

**Lesson : - Listening to a letter**

**Objective : - Students will be able to listen and transfer the given information into other forms**

Listen and Answer.

Letter is from	When is the letter written	To whom is the letter written	What is the birthday present	Name the season

Here is a letter written by a boy:

No.25,  
Kandy Road,  
Kadawatha.  
29<sup>th</sup> October 2020.

Dear Uncle,

I must thank you ever so much for your letter which I received on my birthday and for the money present you enclosed. It was most kind of you.

I spent a most enjoyable birthday, and I invited several of my friends to tea.

With the money you sent I hope to purchase a football which will give me many hours of pleasure in the park during the winter.

Your loving nephew,  
Harry.

Here are some letters for you to write during coming weeks:

1. To your father, who has to remain at home while you and your mother are spending a holiday on a farm.
2. To your uncle, who has invited you to spend a week at his home by the sea.
3. To your friend, telling him or her about your school.
4. To your grandfather, telling him about the town or district in which you live.

**Activity No : - 17**

**Competency Level : - 5.4 Reads and responds to simple poems**

**Lesson : - Comprehend a poem.**

**Objective : -Students will be able to express their ideas, feelings, emotions in simple sentences.**

Read the poem and answer the questions.

The new umbrella

The silver rain comes gently down,  
Upon the little seaside town,  
And silver sea-gulls swoop and glide,  
Above the sad sea's silver tide,  
Mournfully they call and cry,

Underneath the silver sky,  
But Tina hums a little song,  
As she gaily walks along,  
And holds above her golden head,  
A new umbrella, poppy red.

-Irene Boyd

01. What is the theme of the poem?

02. Who is the poet?

03. What's the name of the girl?

04. What is the colour of the umbrella?

05. Name 2 rhyming words.

- 1.
- 2.

**Activity No : - 18**

**Competency Level : - 7.6 Write poems and stories.**

**Lesson : - Write poems.**

**Objective : -Students will be able to write simple poems on my pet and family members.**

1. Complete the poem choosing the correct word given in the blanks.

I have a little frog

I have a little.....  
His name is .....  
I put him in the .....  
To see if he could .....  
He drank up all the .....  
And gobbled up the .....  
And when he tried to talk  
He had bubbles in his throat

(water, soap, tiny Tim, frog, bathtub, swim)

2. Complete the poem with your own words.

My Cat

I have a .....

His name is .....

His fur is .....

And he likes .....

He hunts and .....

About my house .....

He's always .....

To catch a .....

3. Write simple poems on My pet, My father, My mother, My sister, My brother, My grandmother and My grandfather.

Study the following Verbs list before doing the activities of passive voice

Infinitive	Past Simple	Past Participle
Let	Let	Let
Lie	Lay	Lain
Light	Lit	Lit
Lose	Lost	Lost
Make	Made	Made
Mean	Meant	Meant
Meet	Met	Met
Pay	paid	Paid
Buy	Brought	Brought
Give	Gave	Given
Keep	Kept	Kept
Eat	Ate	Eaten
Bring	Brought	Brought
Ride	Rode	Ridden
Tell	Told	Told
Sing	Sang	Sung.
Take	Took	Taken
Throw	Threw	Thrown
Take	Took	Taken
Wear	Wore	worn
Teach	Taught	Taught.