SELF LEARNING PACK

Grade 9

Term 2

SOUTHERN PROVINCE

Mr. Nimal Dissanayake	-Provincial Director of Education (Southern) Provincial Guidance & Supervision
Mrs. Shanthi Senevirathna	-Additional Provincial Director of Education (Southern) Provincial Guidance & Supervision
Mr. Lakmina D Karunanayake	-Assistant Director of Education (English) Provincial Coordinator - Planning and Coordinating
Miss Anusha D. Wijewardana	- Assistant Director of Education (English)- Hambantota- Academic Guidance & Zonal Supervision

Panel of Editors

Mrs. Silda De Silva	-	In Service Advisor-Hambantota
Mr. Dias H. Wannigama	-	In Service Advisor-Hambantota
Mrs. M.W.Piuma Namali	-	Resource Person- RESC, Hambantota
Mr. P.W.Wijedheera	-	Resource Person- RESC, Hambantota
Mr. R.P.Thilakasiri	-	Teacher, H/Viharagala Maha Vidyalaya
Mr. R.K.Malaka Thilan	-	Teacher, H/Gemunupura Kanishta Vidyalaya
Mrs. E.K.D.S.Champika	-	Teacher, H/Thissamaharama Maha Vidyalaya
Mrs. A.G.T.N.Surangi	-	Teacher, H/ Beminiyanvila Kanishta Vidyalaya

Panel of Writers

Mr. S. Gayan. N. Wijesiri	-Teacher, H/ Maha Ara Maha Vidyalaya
Ms. Nilakshi L.Kodithuwakku	-Teacher, H/ Bolana Maha Vidyalaya
Ms Kumudumali Wijesinghe	-Teacher, H/ Viharagala Maha Vidyalaya
Miss W.G.Vinuja Kavindi	-Teacher, H/Thissapura Kanishta Vidyalaya
Mrs. W.W.K.Prasadini	-Teacher, Debarawewa Janadhipathi Kanishta Vidyalaya
Mrs. Safna M.Sadurdeen	-Teacher, H/ St' Mary's National School
Ms. K.A.Ridma M. Kularathne	-Teacher, H/ Udamaththala Kanishta Vidyalaya
Ms. M. Malsha Wimalagunasekara	- Teacher, H/Pannegamuwa Rajakeeya Maha Vidyalaya
Ms. T.N. Ekanayake	-Teacher, H/ Therapuththa National School
Ms W.G.Chammi. I.Siriwardhana	-Teacher, H/Lunugamwehera Maha Vidyalaya
Ms. D. Lakdini Kasunika	-Teacher, H/ Vijayaba National School, Hungama
Miss Dinithi Alutharachchi	-Teacher, H/Abhayapura Kanishta Vidyalaya
Mrs Amali .I.Uyanhewa	-Teacher, H/ Namadagaswewa Maha Vidyalaya
Ms. D.I.Dulangi Garusinghe	-Teacher, H/Weliwewa Kanishta Vidyalaya
Miss D.P.Amila	-Teacher, Debarawewa Janadhipathi Kanishta Vidyalaya
Mrs.K.A.Tudeema Nadeeshani	-Teacher, H/ Sooriyawewa National School
Mrs. Ms. B.Chathuri M Bandara	-Teacher, H/ Sooriyawewa National School
Miss W.T. Nishadi L.V.Senarath	-Teacher, H/ Sooriyawewa National School
Miss K.G.M.Mandakini	-Teacher, H/Siyambalagasvila Gnanodaya Kanishta Vidyalaya
Ms Dulanjalee samarawickrama	-Teacher, H/ Murawesihena Maha Vidyalaya
Ms. S.Rikasha Marjan	-Teacher, H/Samodagama Kanishta Vidyalaya
Mrs N.H.Nadeeshani	-Teacher, H/ Sooriyawewa National School
Ms R. K. Dinelka Madushani	-Teacher, H/Mirijjavila Maha Vidyalaya
Ms. W.A. Hiranthi De Silva	-Teacher, H/ Tzuchi National School
Mrs. A.G.A.Nimesha	-Teacher, H/Mamadala Maha Vidyalaya

CONTENTS

Lesson	Page
1. Let’s learn nouns and verbs.	03
2. Let’s describe a picture.	05
3. Let’s have fun with adjectives	07
4. Let’s find synonyms	09
5. Let’s speak about healthy food	11
6. Let’s learn more synonyms.	13
7. Let’s write a simple description on people	15
8. Let’s learn ‘adverbs’	17
9. Let’s read folk tales.	19
10. Let’s write a note.	21
11. Let’s write a notice.	23
12. Let’s learn antonyms.	25
13. Let’s write a description.	27
14. My daily routine.	29
15. Let’s learn more antonyms.	31
16. It’s time to read.	33
17. Let’s use adverbs appropriately.	35
18. Let’s make a simple poem on an extinct animal.	37
19. Let’s use more adverbs meaningfully.	39
20. Let’s write a formal letter.	41
21. Let’s describe a past events	43
22. Let’s enjoy reading poems	45
23. Let’s speak about your best friend	47
24. Let’s practice pronunciation	49
25. Let’s describe a past events	51
26. Let’s read simple poems	53
27. Let’s use picture clues to get the meaning	55
28. Let’s use future perfect negatives in sentences	57
29. It’s story time	59
30. Let’s describe the meanings of graphical information	61
31. Let’s pronounce English words and phrases	63
32. Let’s make sentences using interrogative form of future perfect tense	65
33. Let’s use conjunctions	67
34. Let’s use commas properly	69
35. Let’s learn passive voice simple past tense	71
36. Let’s join sentences using conjunctions	73
37. Let’s learn passive voice simple past negative form	75
38. Let’s write a simple story	77
39. Let’s write emails	79
40. Let’s learn passive voice simple past question form	81

Lesson 01- Let's learn nouns and verbs.

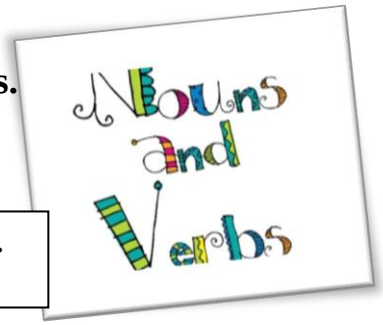

Dear students, Do you know what nouns and verbs are?
Yes.

A noun is a person, place or thing.
Ex: Father, Hospital, Table

A verb expresses an action.
Ex: Run, Swim, Prepare

_01.Help the thief to find the treasure. Identify whether each word is a noun or a verb. Then colour all the **verbs in red** and **nouns in yellow** to find the path to the treasure.

	Cry	Throw	Scream	Buns
	Teacher	Skirt	Sweep	Umbrella
Cat	Oven	Hand Bag	Carry	Computer
Farmer	Kick	See	Sort	Stars
Read	Swim	Beggar	Paper	Tree
Scream	Biscuits	Garbage	Man	Lamp
Sit	Eraser	Discuss	Grow	Skip
Cut	School	Hear	Garden	Heat
Talk	Girl	Draw	Money	Shout
Arrange	Whisper	Touch	Country	
Lorry	Bat	House	River	

As you know some words in English can be either a noun or a verb. It's important to look at the words go before and after them to identify whether it is a verb or noun.

- **Nouns usually come after an article (a, an, the), a preposition (on, in, near…) and possessive adjective (my, her, your…). I have a pen. Eraser is near the pen. This is my pen.**
- **Verbs are usually come after the subject. I read books. We can dance.**

02. Are the bold words nouns or verbs? (One is done for you.)

Once I went to a restaurant with my mother after watching a **show** (noun). The waiter served a **drink**. (…….). But I didn't **drink** (……..) it. My mother gave me a strange **look** (…….). "Why, do you need something else?" asked my mother. But she noticed that I didn't hear it either. My mother wondered why I **look** (……...) outside. I wanted to **show** (……..) her something. So we went to the **park** (…….) where my mother **parked** (……..) the vehicle. I showed her a puppy that needed **help** (……..). My mother asked me, "Do you like to **help** (……) this poor fellow?" At once I said "yes" with a big smile. Finally we took it home.

03. Circle the verbs and underline the nouns.

1. He gave a gift.
2. My brother drops his phone at the shop.
3. Time is a great teacher.
4. Teachers appreciate his behavior.
5. She moved the chair.
6. Malith always made his bed before leaving for school.
7. This perfume is very expensive.
8. My friends believed in God.
9. The children spilled juice on the keyboard.
10. Aunty will make some sweets.

04. Complete the sentences with the given words and write whether the word is a noun or a verb. (One is done for you)

1. They couldn't go out because of the heavy **rain**.(**noun**)
2. People ……. trees for the New Year.(……..)
3. I went for a ……. in the ground.(……)
4. My sisters ……. at my jokes.(…….)
5. Directors refused my …….. So I'm frustrated.(……..)
6. Our ……. has come true. (……..)

rain
run
plant
dream
laugh
work

05. Now use the words in the box to make sentences the other way.

Ex: They couldn't go out because of the heavy **rain**. (**noun**)

1. It started to **rain**. (**verb**)
2. ……..
3. …….
4. ……
5. ……
6. ……

Self Evaluation

Underline the correct response.

1.	I can identify five nouns and five verbs in a paragraph.	Yes / No
2.	I can write five sentences using nouns and verbs.	Yes / No

Lesson 02 – Let's describe a picture. (Using Prepositions of place)

Dear students,
Today you are going to describe a picture using prepositions.

(1) **Look at the picture and filling blanks with the correct prepositions.**

between

in front of

near

on top of

in

in the middle

1) There is a house **in the middle** of the picture.
2) There is a hen ……. the roof.
3) There is a family …… the house.
4) The children are …… their parents.
5) The dog is ……. the father.
6) The sun is shining brightly ……... the sky.

Practise several times

Now, speak about the picture without looking at the sentences.

(2) **Make your own sentences using the given words.**



Examples -

1) computer / desk

The computer is on the desk.

2) socks / sofa

The socks are under the sofa.

3) photo/ clock / plant - ……..
4) books / bookshelf - ……
5) bookshelf / sofa - ……...
6) chair / desk - ……..
7) bag / desk - ……

Now get help from whom one of you know (Who can speak English) and speak about the picture .

(3) **Look at the picture and complete the sentences by joining the three parts.**

There is There are	six children a dog a tree house a flag a boy two boys	on top of the roof. under the tree. in the picture. near the girl. on the tree house. in the middle of the picture.

Example -

1) **There are six children in the picture.**

1).....
2).....
3).....
4).....
5).....

* Close your eyes now practise speaking loudly the sentences you have completed.

(4) **Draw a picture of your garden and speak out it. Write few of them.**

1)……...
2)……...
3)……...
4)……..
5)……...

Dear students,

Circle the matching face can / yes can't / no

(1) Now I can say where the things are in the picture.

(2) I learnt to say things in relation to other things in a picture.

Lesson 03- Let's make fun with "Adjectives".

01. Hello children! Do you like poems? Let's read a poem.
Find the adjectives in the poem and circle them.

Two Funny, Little Red Apples

Two funny, little red apples
Fell from a tree one day.
Both small apple rolled and rolled
Till they go far away.

They rolled into a big, green yard,
Right past three white dogs.
They rolled right past a cold, blue lake,
And over four brown logs.

They didn't stop. They kept on going.
Fast as a speeding train.
Until they felt some small, wet drops
Fall from the dark sky as rain.

They rolled into a pretty, new house,
Where a kind lady made them dry.
Then she put the to clean, red apples
Into her delicious pie!

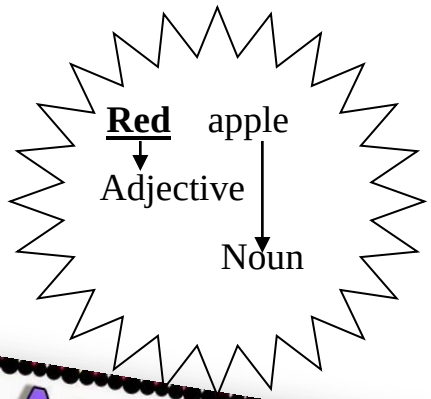



Adjectives are also used for indicating the position on a scale of comparison. They are comparative form, and the superlative form.

Comparative form

When two objects or persons are being compared, the comparative form of the adjective is used. The comparative adjective can be formed in two ways.

- Adding –er to the positive form of the adjective. (**I am taller than my brother.**)
- Adding the word more before the adjective. (**Hulk is more powerful than Spiderman.**)

Superlative form

The superlative is used to say what thing or person has the most of a particular quality within a group or of its kind. The superlative can be formed in two ways:

- Adding –est to the Positive form of the adjective. (I **am the tallest in my family.**)
- Adding the word most before the adjective. (**Hulk is the most powerful cartoon character I have ever seen.**

02. Underline the correct comparing adjective.

1. My class teacher is the _____ woman in the school.
   (beautiful/ more beautiful/ **most beautiful**)

2. The doctor worked _____ to stabilize the patient.
   (hard/ harder/ hardest)

3. This story is _____ than the story I read last week.
   (interesting/ more interesting/ most interesting)

4. After the party, the house was the _____ it's ever been.
   (messy/ messier/ messiest)

5. Staying home is _____ than going out these days.
   (safe/ safer/ safest)

03. Underline the adjective. Name the type of comparing adjective in each sentence. Put the correct letter in front of the sentence. [A – positive B – superlative C – comparative]

1. Shiba is a **hairy** dog. (___A_____)
2. That actress has the sharpest eyes I've ever seen.(_____)
3. My friend made me more sensitive than I've been in a long time. (_____)
4. Children felt more excited than ever when they heard that all have passed the exam. (_____)
5. This book is the most interesting in the library. (_____)

04. Underline the mistake in the following sentences. Rewrite them in correct manner.

1. This is the **worse** flood we have had in ten years.
   ……..…**worst**……
2. "Titanic"movie is popular than "King Kong". ……
3. History is the more boring subject for me. …….
4. These shoes are prettier. ……
5. My mother is the kind person in the world. ……

05. Write three sentences using big, bigger and biggest.

A. ……
B. ……
C. ……

Self evaluation

Underline the correct response.

3. I can identify five adjectives in a paragraph. Yes / No
4. I can identify positive, comparative and superlative form of adjectives. Yes / No
5. I can write three sentences using positive, comparative and superlative form of adjectives. Yes/ No

Lesson 04 – Let's find synonyms

Dear students,

Do you know synonyms? Synonym is a word which means the same as another word.

01. Read and circle.

✸ Read each row of words and circle synonyms.

1.	big	small	large	fat
2.	slow	fast	quick	easy
3.	easy	simple	hard	happy
4.	begin	end	never	finish
5.	middle	center	see	feel
6.	divide	change	collect	gather



02. Select and write.

✸ Select a synonym to replace the underlined word.

1. It was a **brilliant** work .Father said. ……excellent…..
2. All the teachers **admired** his talent. …….
3. Anuki made a **mistake** on her Science paper. …….
4. Sarath wants to buy an **expensive** car. ……..
5. The baby started to cry. Because, he was **afraid**. ……..
6. My sister should **change** her cooking style. ……...

appreciated
vary
scared
~~excellent~~
error
valuable

03. Read and find.

✸ Read the poem and find synonyms for the given words.

Friendship

At the end of every tunnel- there is a light somewhere,
a light of hope and reason- and a light to guide us to,
the safety from the dark -to outstretched hands there.
These hands hold out friendship - something everyone needs.
For friendship brings a wealth- much more than anyone can buy
For without this wealth- many of us would,
just shrivel up and die.

-David Harris-

1. Aspiration - ….hope...
2. Want- ……...,.
3. wealth- …….....
4. Lead- ……...
5. Protection- ……..
6. Wrinkle-……...

04. Find, circle and write.

- How many synonyms did you learn today? Let's find out. Find and circle the synonyms and write them.

s	c	a	r	e	d	b	i	g	a	f
a	c	a	d	m	i	r	e	d	g	n
a	p	p	r	e	c	i	a	t	e	d
l	j	e	c	o	l	l	e	c	t	l
g	u	i	d	e	u	l	k	l	s	i
e	x	p	e	n	s	i	v	e	d	s
r	z	x	m	c	h	a	n	g	e	t
r	a	s	h	j	y	n	w	o	p	n
o	s	s	a	f	e	t	y	a	p	n
r	s	i	m	p	l	e	h	l	n	c
s	h	r	i	v	e	l	v	a	b	t

a	d	m	i	r	e	d	l	e	s	r
f	i	n	i	s	h	k	v	h	y	f
r	l	b	a	w	r	i	n	k	l	e
a	e	d	f	a	s	t	f	p	b	a
i	a	l	a	r	g	e	n	o	y	s
d	d	h	e	a	r	n	d	e	g	y
e	j	p	g	a	t	h	e	r	e	z
e	x	c	e	l	l	e	n	t	n	d
e	p	r	o	t	e	c	t	i	o	n
l	m	i	s	t	a	k	e	k	e	s
v	a	l	u	a	b	l	e	p	b	v

1. .. appreciated-admired.....
2. ……...
3. ……..
4. ……..
5. ……
6. ……..
7. ……....
8. ……....
9. ……....
10. ……..…
11. ……..…

Dear students,

Circle the matching face. **Can/ Yes** **Can't/ No**

1. Today, I learnt ten synonyms.
2. Now, I know spellings of ten synonyms.

Lesson 05 – Let's speak about healthy food

1. Fill the blanks with given utterances.

Food

boosts

provides

repairs

helps

makes

(i)_____

(v)_____

(ii)_____

(iv)_____

(iii)_____

(a) energy
(b) our immunity
(c) our bones and muscles strong
(d) to grow
(e) damaged body cells

Check your answers.

(i)	b
(ii)	e
(iii)	c
(iv)	d
(v)	a

* Now speak about healthy food and if you can get it recorded

2. Match and make sentences.

(i) We should always try to take _____
(ii) We should include _____
(iii) We should never skip _____
(iv) We should drink _____
(v) We should not eat _____

(a) junk food

(b) plenty of water

(c) more vegetables and fruits for our meals

(d) breakfast

(e) balanced diet

Check your answers.

(i)	e
(ii)	c
(iii)	d
(iv)	b
(v)	a

* Memorized the 05 sentences you have written and practise

3. **Complete the speech on healthy food.**

Healthy food helps us to maintain a healthy life. It provides _____, helps _____ and _____. And also boosts _____. Healthy food may contain _____, _____ and whole grains. We can lower the risk of cancer and other chronic diseases such as high blood pressure, _____ and _____ by having healthy food.

We should always try to take balance diet, include _____ and never _____. We should drink _____ and should not _____.

Having healthy food is very important to our lives and healthy food makes our lives better.

∗ Fall someone who knows English and request him/her to listen your speech.

4. **Why healthy food is important to our lives. Give 3 reasons.**

(i) _____

(ii) _____

(iii) _____

∗ Get ready to speak on the Importance of Healthy foods after going to school.

Dear Students,

Circle the matching face **can/yes** **can't/no.**

1. I learnt several sentence structures used to tell good eating habits.

2. Now I can make a small speech on "Healthy food".

Lesson 06 – Let's learn more synonyms.

Dear students,

Do you remember synonyms?



(1) Read and circle.

✸ Read the given sentences and circle synonyms.

1. I won't say anything. But, you must tell him to go.
2. Ruwini and Aruni looked alike to be twins. They do the same thing.
3. He trusts me. But, I can't believe him.
4. My aunt is unmarried. She'll stay single all her life.
5. I'll chop unions. Please cut these potatoes.
6. Suneetha yelled at her mischievous child. Because, he is a naughty boy.

(2) Select and write.

✸ Read the poem and fill in the gaps with the synonym of the word in the bracket.

Daffodils

I…….. (roamed) **lonely** (isolated) as a cloud
That floats on high o'er ……(valley) and hills,
When all at once I saw a crowd,
……. (next to) the lake, ……(below) the trees,
…… (flapping) and dancing in the breeze.
……..(unending) as the stars as shine
And …….(sparkle) on the milky way,
They ……(extended) in never-ending line
Along the …… (edge) of a bay:
Ten thousand …… (noticed) I at a glance,
Tossing their heads in sprightly dance.

-William Wordsworth-

continuous
beside
~~lonely~~
saw
vales
fluttering
margin
twinkle
beneath
stretched
wandered

(3) Read and find synonyms for the given words.

Reading

Did you know that some people don't do their reading assignments? It's shocking, but it's true. Some students don't even read short texts that they are assigned in class. There are many reasons for this. They may be distracted or bored. They may be unwilling to focus. They may be unconfident readers. Whatever the reason, it has to stop today.

1) Tasks - assignments
2) Start -…….....
3) Aged -……...
4) Power -……...
5) Fastness -……...
6) Arouse -……...
7) Alike -……...

Here's why reading stimulates your mind. It is like a workout for your brain. When people get old, their muscles begin to deteriorate. They get weaker and their strength leaves them. Exercise can prevent this loss. The same thing happens to people's brain when they get older. Brain power and speed decline with age

8)Uninterested -……...
8) Reduce -……...
9) Stop -……...
10) Reluctant -……...

(4) Complete the puzzle.

✹ Write a synonym for the given words and complete the puzzle.

			1.										2.		l	
		1.		s			2.				u	3.				
			n													4.
											3.		w			o
			l		4.		l									
5.	p															
										6.	e		i	5.e		
							e					e		x		
				7.		7.e	d	g	e					t		
	8.			t							6.			e		
	9.		w											n		a
				m										d		
9.								8.		m				e		
														d		
a			10.				s									
									e							
											d			10		

Across →
1. Naughty
2. Say
3. Noticed
4. Vale
5. Fastness
6. Trust
7. Margin
8. Alike
9. Reluctant
10. Assignments

↓
Down
1. Unmarried
2. Lonely
3. Twinkle
4. Focus
5. Stretched
6. Distracted
7. Arouse
8. Chop
9. Begin
10. Aged

Dear students,

Underline

1. Today, I learnt twenty synonyms. Yes/No
2. Now, I know spellings of twenty synonyms. Yes/No

Lesson 07- Let's write a simple description on people

01. Study the following mind map. Complete the description using the information.

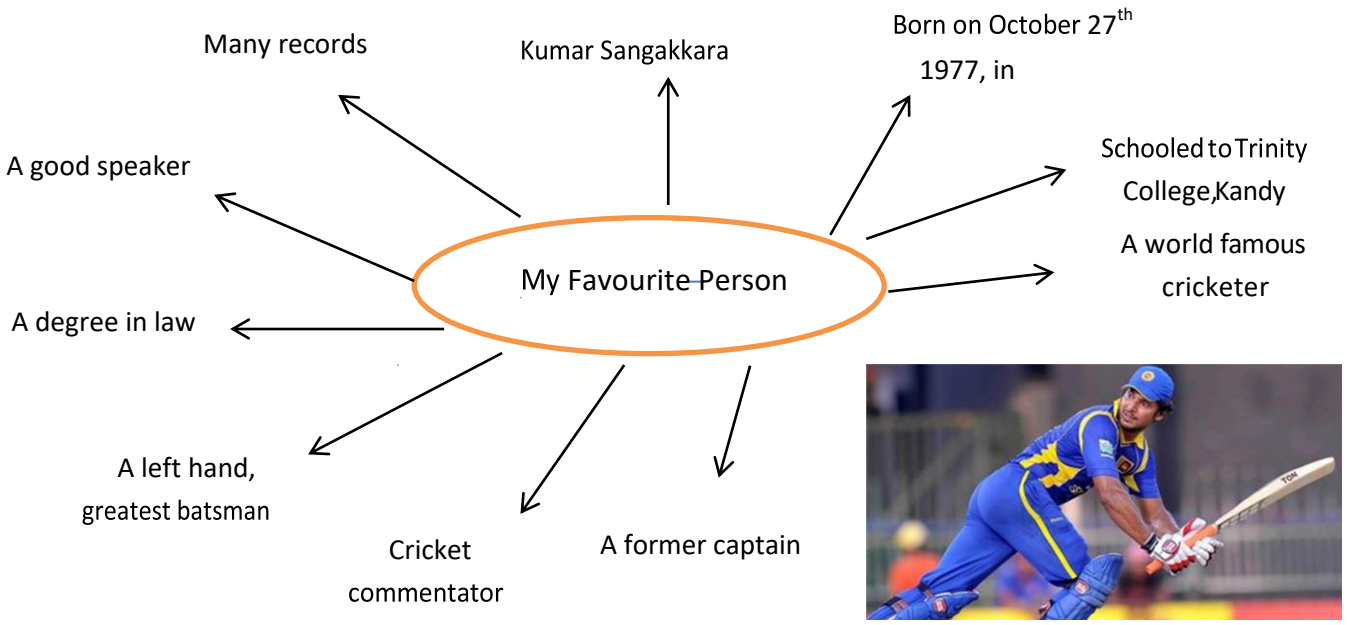

My favourite person is---Kumar Sangakkara-.He was born on_____in_____He schooled in _____He is a_____.He was a_____in Sri Lankan Cricket team. He is a Cricket commentator. He was a_____ _____ _____batsman.He is well educated and has a degree in _____Not only that, he is a_____ ,too. He holds_____in world cricket history. Kumar Sangakkar is a world recognised person in the truest sense of the word.

02. Complete the mind map using the information about your favourite person under given sub-headings.

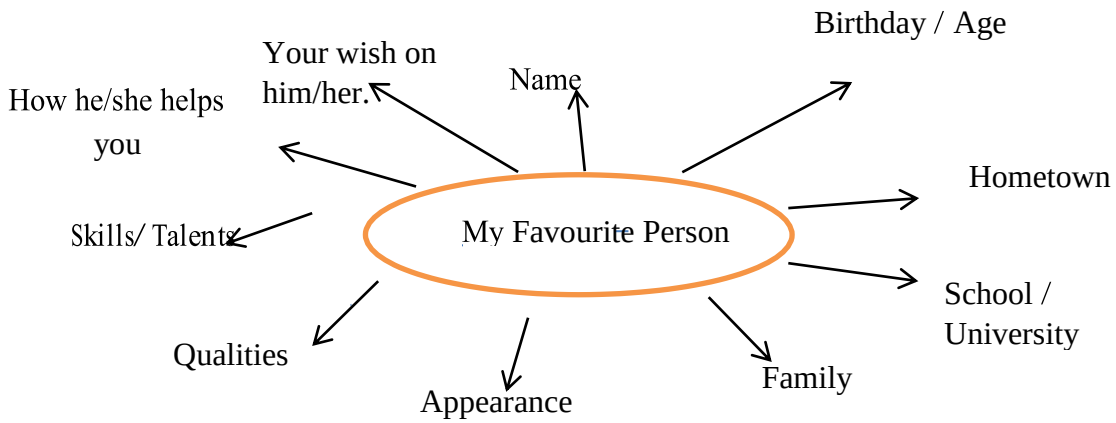

03. Write a description about your favourite person using the above completed mind map.

……
……
……
……
……
……
……
……

04. Now think about your English teacher. Draw a mind map. Write 8 sentences about him/her.

My English Teacher

……
……
……
……
……
……
……
……

Self evaluation

Underline the correct response.

1.	I can draw a mind map to describe a famous person. Yes / No
2.	I learnt to describe a person in a paragraph. Yes / No

Lesson 08- Let's learn "Adverbs".

An adverb describes a verb, an adjective or another adverb. It tells us how, where, when, how much and with what frequency.
Ex: She danced **beautifully**.
Father **often** visits my grandparents.
He met me **yesterday.**

01. Dear children, have you heard this story before?
Read the story. Now **find the adverbs and write them in the given space**.

Slow and steady wins the race

Once upon a time there was a big, green tortoise that walks slowly. And also, there was a white rabbit which hops very quickly. They lived nearby. So the rabbit and tortoise often walked together. They liked to play outside when the Sun is shining brightly. The rabbit always boasted that it could run faster than tortoise. Finally they decided to have a race. They chose a starting and finishing point. They started the game immediately. Rabbit ran really fast and soon left the tortoise far behind. It thought that tortoise is too slow and rested for a while under a tree. Meanwhile tortoise kept walking and reached the inning point. When the rabbit woke up he saw that tortoise has already won the race.

…**big**……
……
……
……

Dear children as you know there are different types of adverbs. Some of them are,

- *Adverbs of manner* indicate how something is done. They are usually placed at the end of a sentence or before the main verb. (**My father drives carefully.**)
- **Adverbs of time** tell you when or at what time something is done. Adverbs of time are usually placed at the end of a sentence. They can also be used at the beginning of a sentence followed by a comma. (**The meeting is next week.**)
- **Adverbs of place** indicate where something is done and usually appear at the end of a sentence, but they can also follow the verb. (**I kept my book here**.)
- **Adverbs of frequency** tell you how often something is repeatedly done. Adverbs of frequency are often placed directly before the main verb. (**I rarely drink coffee.**)

Adverbs of Manner	Adverbs of Time	Adverbs of Place	Adverbs of Frequency
Beautifully	Always	Above	Always
Boldly	Already	Abroad	Constantly
Bravely	Annually	Along	Often
Calmly	Before	Away	Frequently
Carefully	Constantly	Back	Generally
Cautiously	Daily	Behind	Normally
Cheerfully	Early	Below	Usually
Joyously	Earlier	Downstairs	Regularly
Eagerly	Eventually	East	Sometimes
Gladly	Ever	Far	Occasionally
Easily	Finally	Here	Infrequently
Elegantly	First	Indoors	Rarely
Equally	Formerly	Inside	Seldom
Faithfully	Fortnightly	Nearby	Hardly ever
Frankly	Generally	Next door	Almost never
Honestly	Hourly	Off	Never
Generously	Immediately	Out	Ever
Gently	Infrequently	Outside	Hourly
Justly	Just	Overseas	Daily
Kindly	Later	Right	Nightly
Neatly	Lately	Somewhere	Weekly
Obediently	Monthly	There	Monthly
Patiently	Not until	Under	Yearly
Openly	Now	Underground	Annually
Perfectly	Normally	Up	

1. Nimal, come here ____ **quickly** _. You have to see this!
2. We knew that she had got the job when we saw her _____ talking on the phone.
3. He _____ put the vase on the table. It fell to the floor.
4. Sithari will have a party on Saturday. She _____ got through A/L exam.
5. Let's walk _____. I don't want to go there first.
6. Anoma _____ fixed the oven. It was too difficult for me to do on my own.
7. Everything happened _____. We had to move to Colombo in less than a month.
8. Why do the children always have to talk so _____. We can hear them from down stairs!
9. Although she speaks five languages, she did not do _____ on the translation exam.
10. I was so surprised. My room was _____ decorated by my father.

03. Put the letter of the suitable adverb type in front of the sentences.
[A – manner B – time C – place D- frequency]

1. John answered the question **correctly**. (……A……..)
2. The newspaper is bought **daily. (…….)**
3. Harvey forgot his lunch **yesterday** and again **today**. (…….)
4. I looked **there**, but I can't find them **anywhere**. (……..)
5. Barking dogs **seldom** bite. (…….)

04. Write five sentences by your own using given adverbs.

Now
~~Early~~
Up
Inside
Usually
Annually
Cleverly
Badly
Often
Secretly

……I get up **early** in the morning.

A. ……
B. ……
C. ……
D. ……
E. ……

Self evaluation

Underline the correct response.

3. I can identify five adverbs in a paragraph. Yes / No
4. I can identify different types of adverbs in paragraph. Yes / No
5. I can write five sentences using adverbs. Yes/ No

Lesson 09 – Let's read Folk Tales

Hello students,

- Have you listened the term "Folk Tales?"
- My favourite folk tale is "How Andare ate sugar…." What is yours?

Nisali : My favourite folk tale is " Puhul hora Karen dane."

Mine is " Labu gediye thowilaya." **Romindu**

01. Read the following folk story and answer the questions below.

Cave

nap

echoed

hunter's trap

<u>The lion and the mouse</u>

Once there was a lion, who was the king, lived in a jungle. He lived in a cave. One day, after having a limb of a young deer for the lunch, he had a little nap. Suddenly, a mouse who was running on the cave recklessly fell on the lion's back. Then the lion woke up and saw the mouse.

The lion was got angry as his nap was broken. He roared at the mouse and said, "I'm going to kill you." The mouse got frightened. He pleaded the lion to save his life. Also the mouse told the lion that he could help him at any trouble. The lion laughed and laughed and saved the mouse telling that he would not need any help from a tiny creature like a mouse.

On another day, the while the lion was walking in the jungle for food, he got caught to a hunter's trap. He tried and tried but could not get out of the trap. The lion roared painfully. It echoed throughout the jungle. The little mouse too heard the sound. He thought that the lion was in a trouble. When the mouse reached to where the sound came, he saw the lion in the trap. He felt sorry for the lion and started biting the ropes of the trap with his tiny sharp teeth. When the ropes were all cut, the lion could manage to set himself free. He was very happy. He thanked the mouse a lot. The lion thought, "This mouse saved my life. However small one may be, they can be of help to others." Finally they became very good friends.

01. Where did the king lion live? **in a jungle**

02. What did the king eat for his lunch?

03. Why was the lion angry with the mouse?

04. How did the mouse save the lion from the trap?

05. Find similar words for the following from the text.

    a. Arm b. Problem

06. Find the opposites for the following from the text.

    a. Big b. Dull

02. Say whether the followings are “True” or “False”. Put ‘T’ or ‘F’.

a. The lion was the king of the jungle. **-T**

b. The lion ate a lamb of a buffalo. -

c. The mouse jumped onto the lion’s back. -

d. The lion frightened the mouse. -

e. The lion got caught to a trap in the jungle. -

f. He could easily get out from the trap. -

g. The mouse cut the rope with his sharp teeth. -

h. The lion gave the mouse a big gift. -

03. Did you enjoy the folk tale? What is the scene you like most? Draw it here.

Dear students,

Draw ☺ if you agree or ☹ if you disagree.

1. I enjoyed reading the folk story.
2. I can extract ideas from the story.
3. I know how to respond to the questions asked.

Lesson 10 - Let's Write a Note

Dear students,

Today we are going to write a note to give information.

1) Use the given words to form the following format of a note.
(~~Date~~ / Name of the receiver / Name of the sender / Body of the note)

	Date

2) This is a jumbled note written by Amitha to her friend Nima. Arrange the note to convey the message appropriately.

~~Nima~~/ why were you/ our teacher of English asked us/ absent today/ let's meet then/ from 2.00 p.m. to 4.00 p.m./ to stay at school tomorrow/ Amitha/ for drama practices/ will you come tomorrow/

..**Nima**,.....
.....
.....
.....
.....
.....

3) Here, the reply written by Nima is given with blanks. Fill in the blanks using the words given below.

04.05.2021

Amitha,

I didn't __come__ to school _____I was _____. Thank _____ very much for _____ me about it. Sure, I am _____ for drama practices. Let's _____ tomorrow.

Nima

Because	~~come~~	you	not well	informing	meet	coming

4) Nima has forgotten to make her mother aware of the after-school session. Imagine you are Nima and write a note informing the mother about it.

Include:

-the place where they have drama practices

-with whom

-duration of the session

-time to return home

.....
.....
.....
.....
.....
.....
.....
.....

What is a Note?

-A piece of personal writing

-briefly written message

-written to parents, friends, and relatives or to someone you know closely.

Dear Students,

Circle the matching face 😊 can/yes ☹ can't/no

1) I learnt the features of a note. 😊 / ☹

2) Now I can write a note properly. 😊 / ☹

Lesson 11-Let's write a notice

Dear students today you are going to learn how to write a notice. Look at the school notice board.

Notice

An English camp for grade 9 students will be held on 16th of May from 9am to 4pm at the school auditorium.
Organized by
English Literary Association

Notice 01

Notice 02

Notice
<u>Auditions</u>
Would you like to take part in the Inter- house singing competitions?
Then, come and join us!
Auditions will be held on Wednesday 25th June at 11 am at school main hall.

Music club

Activity 01- Read and Complete

<u>Notice 01</u>

Event: **an** … English camp …….

Time: **from**……

Date: **on** …….

Venue: **at** ……

Organizers: …….

<u>Notice 02</u>

Event: **an** …….

Time: **from**……

Date: **on** …….

Venue: **at**……

Organizers: …….

Activity 02- Read and Answer.

NOTICE

The Annual English Day of St. Mary's college of Hambanthota will be held on 18th of October 2020 at school main hall from 2.00 p.m. onwards. The chief guest will be Mr. Hasitha Gunarathne the Zonal Director of Education Hambanthota zone.
All the teachers and students are warmly welcome!

Organized by,
English Literary Association

1. What is the notice about? … The Annual English Day of St. Mary's college…
2. When will it be held?
3. Where will be the function held?
4. Who will be the chief guest?
5. Who has written the notice?

Activity 03-Complete

Notice

(1)….Anula Vidyalaya…. has organised
(2) …… to improve (3) ...…… of students.

Date (4) …….

Time (5) ……...

Venue (6) ……...

(7) ……. are warmly welcome

Organized by

(8) ……..

Anula Vidyalaya

The Annual Drama competition

creative skills

in the school main hall

.at 10.30 am

on 8th of June 2021

The Drama Club

.All the teachers and students

Activity 04-Write the following notice.

- You are the secretary of Environmental Club of your school. Write a notice informing all the students to attend for tree planting campaign which will be held on 25th of May in your school premises.

Notice

…….. ……..has organized (2) … tree planting campaign …. It will be held
on (3) …….
at (4) ……...
in (5) ……
(6) …… are requested to participate.

Organized by
(7) ……..

Dear Students, Draw the matching face

Can/ Yes Can't/ No

- I learnt the features of a notice …….
- I learnt to write a notice ……...

Lesson 12 – Let's learn antonyms

Dear students, today you are going to find antonyms for the given words.

What is an antonym? An antonym is a word opposite in meaning to another.

1) **Match each word given below to its antonym.**

(Example: - **Kind – Unkind)**

1. Fast	lost
2. Tall	end
3. Start	break
4. Happy	girl
5. Fix	dry
6. Big	slow
7. Right	wrong
8. Boy	short
9. Wet	unhappy
10. Win	small

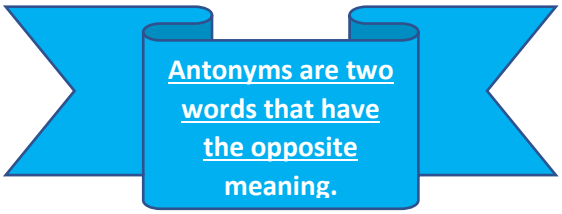

2) **Read the paragraph and underline the antonyms with the other word.**

Can you find the antonyms??????

Priyan likes to look out his window and observe. If he is feeling **sad,** this can help him feel **happy.** Sometimes Priyan looks outside when it's early. Other times, he watches when it is late in the afternoon. Either way, he enjoys seeing cars drive up and down the street. It is interesting to see the neighbours come in and out of their houses. It is a beautiful scene for him and he doesn't like to see ugly things in his surroundings. That makes him feel bad.

3) **Colour the correct antonyms with the underlined word.**

1) Mudalihamy **win** the game.

a) Back
b) Start
c) Lose

Example: - She is **pretty** in saree.

a) Fine
b) Good
c) **Beautiful**

2) Saroj is **slow** at everything.

a) Fast

b) Wrong

c) Quick

3)Priyan is **proud.**

a) Humble
b) Genuine
c) Afraid

4)Janak is **correct** all the time.

a) Good
b) Bad
c) Wrong

5)She looks **beautiful** in saree.

a) Pretty
b) Awesome
c) Ugly

4) **Write three set of sentences by using given antonyms**.

(Strong – Weak, Black – White Beginning – End)

Example: - His honest answer silenced her. / She is dishonest.

1)……

2)……

3)…….

4)…….

5)…….

6)…….

Dear students,

Circle the matching face. Can/Yes Can't/No

1) I learnt to find antonyms in given words.

2) Now, I can write even sentences by using antonyms.

Lesson 13 – Let's write a description

Hello children,

Would you like to go on a trip?
There are beautiful places in Sri Lanka .Where would you select to travel in Sri Lanka?

01.The following table shows the information of two journeys done by Kasun and Rumesh. Study the given description on Kasun's trip and <u>write a similar description on Rumesh's trip.</u>

Name	Day 1		Day 2		Day 3	
	Place visited	Activities done	Place visited	Activities done	Place visited	Activities done
Kasun	Koneshwaram Kovil	Worshipped God, Watched cultural rituals of Hindus	Trincomalee Harbour	Studied the importance of its location, Had a ship sail	Nilaweli beach	Unforgettable sea bath, Played football on the beach.
Rumesh	Haggala	Watched a wonderful collection of flowers.	Ambewela farm	Watched a number of diary cows, Enjoyed fresh diary products.	Gregory park	Had a swan boat ride, Enjoyed in the park.

Kasun visited Koneshvaram on the first day of their trip. He worshipped God and watched cultural rituals of Hindus there. On the second day he visited the Trincomalee harbour and studied the importance of its location for being a natural harbour. He had a ship sail with family members. On the third day, he visited Nilaweli beach and had an unforgettable sea bath. He played football with family members on the beach.

……
……
……
……
……
……
……
……
……

02. Write a description.

Imagine that you have visited Adisham Bungalow, Haputhale with your family during last vacation. Write a description on this place by considering the given information below.

- A country house
- Location = Haputhale, Badulla district
- Built in 1931
- Designed by : R.Booth and F.Webster
- Area : 10 acres
- Converted to a monastery in 1961
- Carefully cultivated flower gardens
- Antique furniture
- Beautiful surrounding
- Can be visited from 9.00 a.m to 4.00 p.m

……
……
……
……
……
……
……
……
……

03. Write a description on one of the places you visited recently. Use 75 words.

……
……
……
……
……
……
……
……
……
……
……
……

Dear Students, Draw the matching face

Can/ Yes Can't/ No

- I learnt how to describe a place of visit. …….
- Now, I can write about a trip I went ……...

Lesson 14 – My daily routine

(1)She is Sara. Let's see what is she doing on following days!

- On Monday, she **reads books**.
- On Tuesday, she **writes essays**.
- On Wednesday, she **studies English**.
- On Thursday, she **plays netball**.
- On Friday, she **goes to the park**.
- On Saturday, she **goes to the temple.**
- On Sunday, she **visits her grandmother**.

Now, complete the following table about Sara's routine.

Monday	Tuesday	Wednesday	Thursday	Friday	Saturday	Sunday
She reads books.						

(2)This is a dialogue between two friends. Let's read the dialogue.

Iraj : Good Morning !
Vikum : Good morning !
Iraj : So, What time do you get up!
Vikum : I get up very early. I get up every day at 4.00a.m. and help my mother to prepare breakfast. Then I do my studies from 5.00 o'clock to 6.00 o'clock.
Iraj : You get up at 4 o' clock. Wow, that's early.
Vikum : Yes, then at 6.00 o'clock I have a shower, I get dressed and have my breakfast. I get a heavy breakfast.
Iraj : What do you do after breakfast ?
Vikum : At 7.00 o'clock I go to school.
Iraj : When do you have lunch ?
Vikum : I have lunch at about 2.00 o'clock.
Iraj : What do you do after lunch ?
Vikum : I do my home work and play with my friends.
Iraj : At what time do you have dinner ?
Vikum : I have dinner after 7.00 o'clock. Then I watch TV and go to bed at 9.00 o'clock.

Put √ or X

1. Vikum gets up early.
2. He has a small breakfast.
3. He's a student.
4. He goes swimming after school.
5. Vikum watches TV before bed.

Now complete the grid.

	Time	Activity
1	4.00 a.m	get up
2	5.00 a,m	
3	6.00 a.m.	
4	7.00 a.m.	
5	2.00 p.m	
6	3.00 p.m	
7	7.00 p.m	
8	9.00 p.m	

(3)First read the grid carefully.Then complete the text using the given details about the daily life of a Mayan Family in Mexico.

	Jimena	Juana	Manuela	Mariana
Family member	me	mother	auntie	cousin
Age	11 years	40 years	34 years	8 years
Get up time	7.15 a.m	5.00 a.m.	-	
Work place	-	Sugar factory	farm	
Hometown	Saltillo	Saltillo	Saltillo	Saltillo
Start work time	-	-	10.00 a.m	-

A MAYAN FAMILY

Hello, my name is **Jimena**, I am **11 years old**. We are Mayans from Mexico, We live in a town called **Saltillo**. I live with my mother, my…… and …… My mother's name is …… She is ……. years old. She works in the ……of Saltillo. She gets up very early in the morning, at ……... o'clock. She finishes work at half past four in the afternoon. So we spend time together after I finish school. My …….. is Manuela. She is my mother's sister. She is ……. old. My aunt works in a …….., she likes her job because she loves animals. She starts working at …… which is good because she can be with me and my cousin before we go to school. My …….. is 8 years old and her name is ……. I like living with my cousin. We have fun playing together after doing the homework in the evenings. We go to same school but we are in different grades. Every morning we get up at **7.15 a.m** and have breakfast at half past eight. In the afternoon, my mother picks us up from school. We finish lessons at 5 o'clock. We have our dinner around 8 o'clock. After dinner, we watch TV and go to bed at 10 o'clock. I love sleeping!

Yes/No?

1. I could find the relevant information from the dialogue and fill the grid. ……..
2. I could complete the description accurately using the given details. ……..

Lesson 15 – Let's learn more antonyms

Dear students,

can you remember antonyms? Antonyms are words that have opposite meanings.

Examples: - True – false, dead – alive, push – pull, best - worst, backward - forward

1) Find and colour (colourful antonyms)

Read each row of words and colour the two words that are antonyms.

1) Rural	village	clear	urban
2) Day	today	night	yesterday
3) Inside	near	outside	in front
4) Dangerous	careful	arrival	safe
5) Desperate	hopeful	sad	hopeless
6) In	inside	out	beside

2) Select and Write (Snowball Antonyms)

Select the words in the snowballs grid and write the antonym for each word on the line.

1. Broad…**narrow**…….. 7.Giant……
2. Departure…… 8.Increase……
3. Above……. 9.Import……
4. Heavy…….. 10.Include……
5. External…… 11.Presence……
6. Junior…… 12.Private……

Tiny , Below
Absence, Light
Export , Public
Senior, Exclude
Internal, narrow
decrease, Arrival

3) Find and Write

a) Find and write the suitable antonym of the underlined word needed in the sentence.

The amazing Adam's peak is Srilanka's fourth highest and the **biggest** mountain. And, the ...**smallest**……**,** amazing massif is Rakwana - Deniyaya massif in Southern part of Srilanka. Many natives believed it was **impossible** for the visitors to reach the Adam's peak, But Anne, John, Tony and Melani proved it was……**.** It was a **hard** climb to the peak. To walk up a slippery cliff is not……**.** At one time, they wanted to **discontinue** their trek, but they decided to…… to hard climb. At first the monkeys were **unfriendly,** but when they saw "guardian", they became……... To the successful climbers, Adam's peak has become a **reality.** It was no longer a ……...

b) Read the paragraph about Adam's peak and find antonyms for the given words below.

Lowest - ……. Unsuccessful - ……

Northern -…… Nonnative - ……

4) Remind and write

How many antonyms did you learn today? Let's remind them and write in the grid

Word 1	Word 2 (Antonym)
Example: - Departure	**Arrival**
1)	1)
2)	2)
3)	3)
4)	4)
5)	5)
6)	6)
7)	7)
8)	8)

Dear students,

Circle the matching face. Can/Yes Can't/No

3) I learnt more than 20 antonyms today.

2) Now, I can write more than 10 antonyms with correct spellings.

Lesson 16 – It's time to read

(1)What can you see in the picture? Look at the picture carefully.

Let's read these words.

thirteen	pupils	plates	sitting	canteen	standing
washing	buying	sink	wall	buns	cashier

Now, complete the sentences using above words.

1. There are ***thirteen*** people at the ***canteen.***
2. There is a _____ near the _____.
3. Two _____ are _____ on a table.
4. A girl is _____ some _____.
5. A boy is _____ some _____.
6. A boy is _____ beside the _____.

(2) There are many things that you can make using your creativity. One of them are making a book mark. Let's see how to make a book mark!

To make a bookmarks, you will need coloured pencils, a pair of scissors, a card, a puncher and some ribbons. Next, design the shape that you like in the card. After that, using a pair of scissors, cut out the shape that has been designed. Then, decorate the card with coloured pencils. You also have to punch a hole on the bookmark. Finally, tie a ribbon through the hole. You can now use it to mark the pages in you book or give it as a gift to your friend.

Read the text and complete the steps.

Step 1 → *prepare the things that you needed such as coloured pencils, scissor, a card,...*

Step 2 →

Step 3 →

Step 4 →

Step 5 ➡

Step 6 ➡

Step 7 ➡

(3)Read the notes, and complete the text.

1.Switch **off and unplug all electrical gadgets.**

-save power consumption

2.Switch to energy efficient lights.

-long lasting and economical

3.Collect rain water
-water plants
-clean drains
-conserve water
-save on water bills

4.Avoid disposable items
-20 years to decompose
-use own bags
-refuse to accept plastic bag

5.Recycling
-reduce pollution
-conserve natural resources

There are many ways to save our Mother Earth. First, (1) ***switch off and unplug all electrical gadgets*** to save power consumption. Next, changes to (2) _____ as it is long lasting and economical. You can also (3) _____ and use it to water plants and clean drains. Collecting water helps to (4) _____ and save on water bills. Next, avoid disposable items such as plastics cups and containers as they take a minimum of 20 years to decompose. You can use your own bags or refuse to accept plastic bags when shopping. Lastly, (5) _____can reduce pollution and conserve natural resources.

1.I can read the text(2) and write the steps.

2.I can fill gaps accurately using the given notes.

Lesson 17- Let's use adverbs appropriately

Dear students,

Today we are going to learn adverbs. Let's see some examples.

An **adverb** describes a verb. Adverbs also give us more information about an adjective or another adverb.



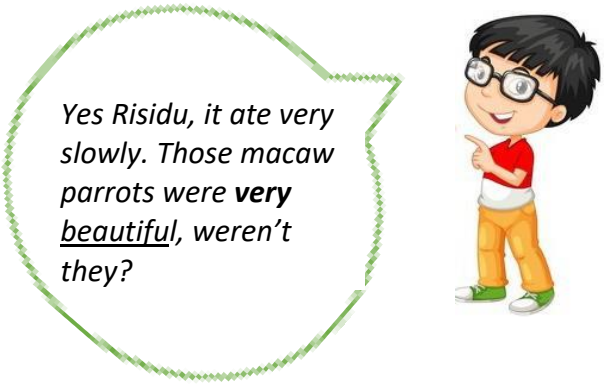

How did the chimpanzee eat ? **Slowly** (The adverb " **slowly**" describes the verb "**eat**")

How slowly did it eat? **Very** slowly. (The adverb " **very**" describes the adverb "**slowly**")

How much were the macaw parrots beautiful? **Very** beautiful (The adverb "**very**" describes the adjective **beautiful**.

(1) Underline the adverbs.

(1) Kasun was **extremely** happy as he was going to visit the zoo on his birthday.
(2) It was a very nice experience for him as he had never gone to the zoo.
(3) When Kasun and his father got in the car, unfortunately it didn't start.
(4) Kasun thought sadly that he would miss the visit.
(5) But luckily, Kasun could join his friend, Risidu to visit the zoo.

(2) Fill the grid.

Though the day was **very hot**, Kasun and Risidu were extremely excited to visit the zoo. Both friends went near the lions' cage. One lion was eating his collop ravenously. They went to see snakes. There, they saw an anaconda moving slowly in the glass cage. The two friends enjoyed seeing different species of animals. One thing these friends enjoyed was the sea lions performance. The sea lions played with balls miraculously. One sea lion mysteriously disappeared under the water and surprisingly jumped out of water from nowhere. Though Kasun and Risidu loved to watch the elephants' performance, unfortunately they missed it. The two friends headed back to home saying, they will surely watch the elephants performance another day. They discussed happily what they saw.

Adverb	Word described by the adverb
Example- very	hot

(3) Write five adverbs you know for the given verbs.

1) sing-……
2) go-……
3) write-……
4) sleep-……
5) work-……....

(4) Make your own sentences with following adverbs.

honestly, sadly, fortunately , luckily, surely, unexpectedly

Example – 1) Mr. Malith apologized honestly for the mistakes he did.

2)…….
3)…….
4)…….
5)…….
6)…….

Dear students,

Circle the matching face. yes/can ☺ no/can't ☹

1.) Now, I know what an adverb means. ☺ ☹

2.) I can use five adverbs in sentences meaningfully. ☺ ☹

Lesson 18- Let's write a simple poem on an extinct animal.

01.Read the following poem and write answers to the questions given below.

The woolly mammoth

One hairy trunk

Four thick legs

Two sharp tusks

Thumping, plodding, crashing

Wrinkled and noble

Like a giant bulldozer

Old man of Ice age

1. What animal is described in the poem?...woolly mammath…
2. What are the words that describe trunk, legs, tusks?
3. Write 3 actions of the animal?
4. The mammoth is like a……..
5. What is the ending line of the poem?

02. This poem has a very simple structure which can be copied to make a new poem. Read the above poem and fill in the blanks.

One ***(Number)***	long ***(Adjective)***	trunk ***(Body part)***	
…… ***(number)***	…….. ***(adjective)***	…….. ***(body part)***	
…… ***(number)***	……. ***(adjective)***	……. ***(body part)***	
Thumping ***(Verb 1)***	……. ***(Verb 2)***	…… ***(verb3)***	
Wrinkled ***(Adjective1)***	and	…….. ***(Adjective2)***	
Like ***(simile)***	a	giant	bulldozer
Old ***(statement)***	man	of	Ice age

Now it's time to write your own story.

Read the description on the extinct creature *Tyrannosaurus Rex* and write a poem using above structure.

- one of the largest meat eating dinosaurs
- laid eggs
- physical features:
  - *length- about 12 metres*
  - *height-5 metres*
  - *about 1 metre long jaw*
  - *long powerful tail and strong thighs*
  - *two fingered short forearms*

- habitat- forested river valleys *in North America*
- extinction- 65 million years ago.

Tyrannosaurus Rex

.....

.....

.....

.....

.....

.....

.....

.....

.....

.....

Dear students,

Circle the matching face can/yes can't/ no

1. I learnt a structure of writing a poem.

2. Now I can write a poem.

Lesson 19 – Let's use more adverbs meaningfully.

Dear students,

Today let's see more about adverbs. Study the following diagram and the given examples.

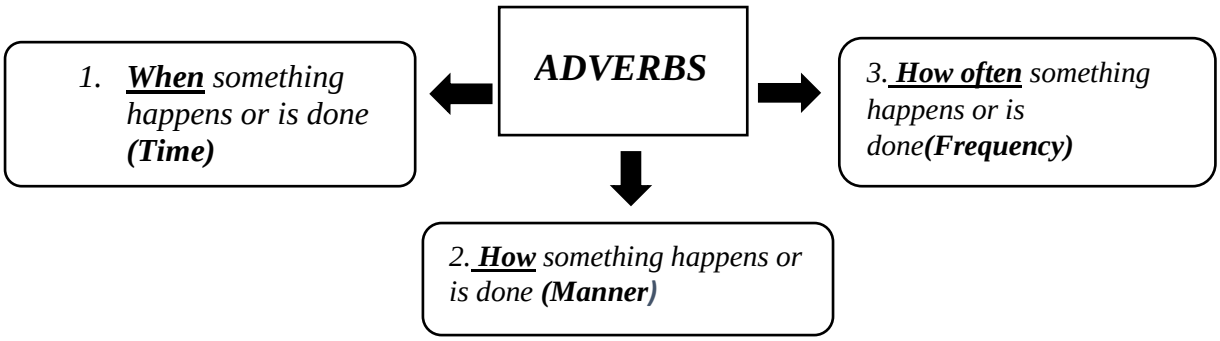

(1) Select and write the adverbs.

quickly	rude	recently	clearly	beautiful	happen
disappear	angrily	often	slowly	form	rarely

1. quickly…… 2…….. 3……

4…….. 5. ……. 6…….

(2) Fill in the blanks.

(**tomorrow**, never, nicely, carelessly, annually, bravely)

Example- 1) Yashmika promised to come with me ……**tomorrow**…

2) The painter had painted the house…….

3) That renowned company …… organizes a foreign tour for their employees.

4) That young lady faced the challenge ……

5) Vimuth has …… been to America.

6) Most of the young boys ride motor bikes ……

(3) Make sentences. Use the given adverbs properly.

Adverbs of time	yesterday , soon
Adverbs of frequency	**gradually**, rarely
Adverbs of manner	lovingly , clearly

Example – 1) **The number of Covid 19 deaths increases gradually in SriLanka.**

The number of Covid 19 deaths	explained	her grandparents
Our school cricket team	looks after	his parents
Saumya	had won	how a robot works
That lecturer	will launch	**in Sri Lanka.**
The BMW company	visits	the inter-school cricket tournament
Harun	**increases**	their new car

2)……
3)……
4)……
5)……
6)……

(4) Now write your own sentences.

Example – 1) I **sometimes** watch cartoons.

2)……
3)……
4)……
5)……
6)……

Dear students,

Circle the matching face. yes/can no/can't

3.) Now I know adverbs of time, frequency and manner.

4.) I can use five adverbs in sentences meaningfully.

Lesson 20 – Let's write a formal letter

01.Underline

❖ **To whom of the following, may you write a formal letter?**

- A family member
- **A manager**
- A friend
- The school principal
- A dean of a university

02. What are the features of a formal letter? Label the parts of a formal letter.

Date | Body of the letter | Receiver's designation

~~Salutation~~ | Sender's address | Receiver's address

Underlined topic | Complementary close | signature

1.

2

3

4

5. **Salutation**

6.

7.

8.

9.

03. **Read the parts and rewrite them to complete a formal letter. Use your writing book.**

Your's faithfully,

No.17, Broad street,

Gall Road,

Panadura

Dear Sir,

25th of July 2021

Complaining about a new mobile phone

I'm writing to complain about a mobile phone that I bought from your shop last week.

Although it's a new version, the instructions on the screen are Chinese and I can't understand them.

I am returning the mobile phone with this letter. I would be grateful if you could repair the fault or replace it .

Mr. Perera

The Manager,

Brown's Electronics,

Main street,

Colombo 5.

I look forward to hearing from you.

Thank you.

04. **Write**

You are the secretary of your school welfare society. You are going to organize a blood donation camp in your school. Write a letter to MOH of the hospital asking necessary support, medical

Asking assistance to organize a blood donation camp.

equipment for the event.

Dear Students,

Draw the matching face

Can/ Yes Can't/ No

- I learnt features of a formal letter .....
- I learnt to write a formal letter .....

Lesson 21- Let's describe a past event

Dear students,

Today you are going to describe a past event.

<u>Role play</u> (Imagine that you visited the temple of the tooth last week and your friend is talking with you)

A: Hi! How are you?

B: Hi! Fine.

A: Last Friday I went to meet you. But you were not at home.

B: Yes, we <u>went on a trip to Kandy</u>.

A: With whom did you go?

01. Fill in the blanks to complete the role play. Pictures will help you.

B: I went with my ……..……

A: How did you go?



B: By a ……

A: Great! That means you enjoyed, isn't it?

B: Yes I <u>enjoyed a lot</u>. I visited ……..

I <u>had a great fun</u>.

A: Hmm…good. Shall we start our work now?

B: OK.

Now, go to a mirror and Speak out the things that A and B did loudly

Read this speech carefully.

Good morning! My dear teacher and my dear friends,

I am here to speak about a place I visited. Last month I went to visit Sigiriya with my family by a van. We left our place at 5 o' clock in the morning. By 10 o' clock we could reach the place. We took our breakfast on the way at a temple. So, we started to climb the rock fortress at about 10.15 in the morning. Actually, it was a wonderful experience. It was a very beautiful and amazing place. There were a lot of miracles. I saw the graffiti and the mirror wall. It was a very enjoyable and unforgettable visit in my life.

02.Now, write your own description of a trip by fill in the blanks. Say it aloud.

Last month I went to visit ……with ……by ……..
We left our place at ……... By …….. we could reach the place. We visited……and saw……..,
……..,and…….

It was a very enjoyable and unforgettable visit in my life because……

…….

03. **Fill in the blanks to complete the story.**

There was a rabbit and a tortoise. The rabbit wanted to……
So, it invited ……Then the tortoise agreed ……They ……(start the race) They ……(run) The rabbit ……..(run fast) The tortoise ……(come slowly) Then the rabbit ……(want to rest)So, it ……..(sleep) But the tortoise ……(go) winning post. The tried rabbit……
……(fall a deep sleep)At last the tortoise…….....
.....(win)



1. Now I can write 10 past tense verbs. (YES / NO)
2. I can describe a past action in sentences. (YES / NO)

Lesson 22- Let's enjoy reading poems

Hi! I am a poem which you can read and enjoy. I am a collection of words that express on emotion or idea with a rhythm. I think that you love to recognize me well. Let's see my parts.

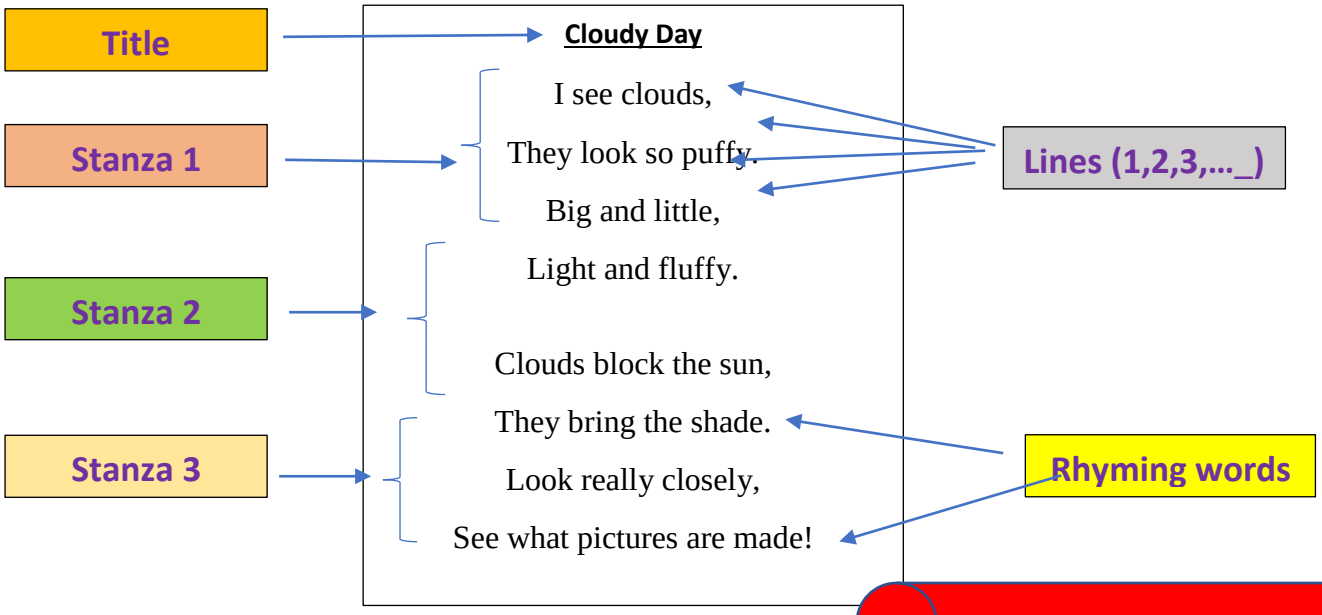

1) Now, follow the steps and answer the questions.

- ♣ **First, read aloud the poem and enjoy yourself.**
- ♣ **Then, read the questions carefully.**
- ♣ **Again read the poem to find answer.**
- ♣ **Now, write your answers.**

1. What is the title of the poem? **It's hot**
2. Who is the writer of the poem(poet)?
3. How many stanzas are there in this poem?
4. Write rhyming words for the following.
   Lemonade-
   Chin-
   Cones-
5. How is the day explained in the poem?
6. What did the person do to get cool in lines 1-5?
   1) He took off his shoes and drank a quart of lemonade
   2) He sat in the shade and took off his clothes
   3) He took off his shoes and ate an ice-cream

IT`S HOT

It`s hot!
I can`t get cool,
I`ve drunk a quart of lemonade,
I think I`ll take my shoes off
And sit around in the shade

It`s hot!
My back is sticky.
The sweat rolls down my chin.
I think I`ll take my clothes off
And sit around in my skin.

It`s hot!
I`ve tried with electric fans,
And pools and ice cream cones.
I think I`ll take my skin off
And sit around my bones.
It`s still hot!

By Shel Silverstein

3) A. Match the words with the pictures.

Weather Ways

Whatever the weather,
We have it each day,
It`s **hot**, or it`s **cold**,
Or it`s **sunny** or **grey**.
It`s **windy** or **snowy**,
Or **rainy**, or **clear**.
There's some kind of weather,
Each day of the year.

B. Fill in the blanks.

1. We go to swim when it is ***hot***
2. In winter we wear coats because it is _____.
3. When there are clouds, the sky is _____.
4. Mother washes the clothes when it is _____.
5. We use an umbrella when it is a _____ day.

4) Complete the poem with your own words and enjoy. Write nice title to the poem.

……..

I went to the window.
I looked outside!
What is the weather today?
Are we going to have to stay inside,
Or can we go out and play?
I looked for a cloud.
Saw a _____ cloud!
It was the shape of a _____!
I can wear my _____ outside.

Can I ride my bike?
Do I need a ride?
What is the weather today?

Put a √ or X

1. Now I know the part of a poem well. ☐ ☐

2. I can respond to a poem well. ☐ ☐

Lesson 23 – Let's speak about your best friend

Dear Students,

Today we are going to speak about your best friend.

1. Construct sentences using following details.

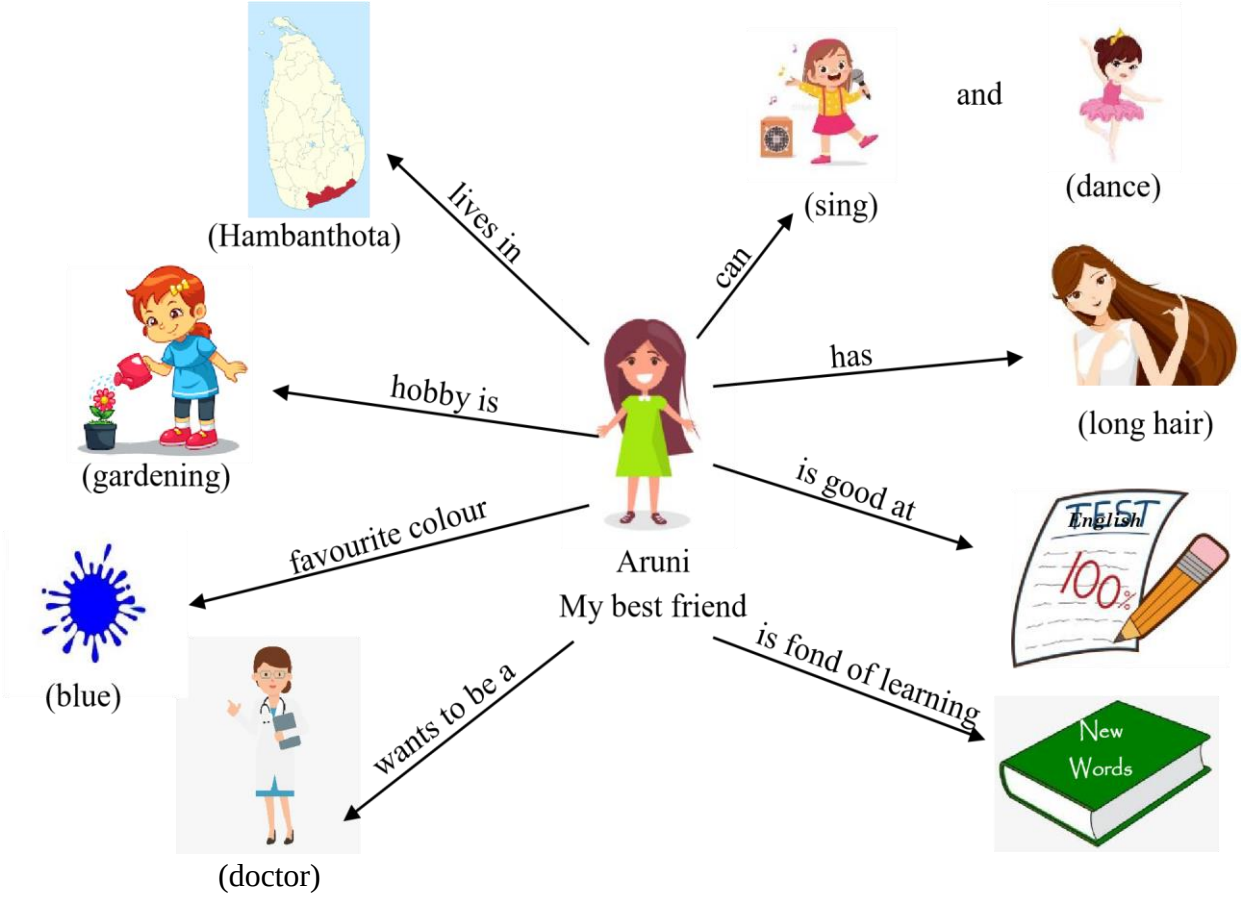

You can start like this: - My best friend is Aruni.

.....
.....
.....
.....
.....
.....
.....
.....

Check your answers.

(1) My best friend is Aruni.
(2) She has long hair.
(3) She is good at English.
(4) She can sing and dance.
(5) She is fond of learning new words.
(6) Her favourite colour is blue.
(7) She lives in Hambanthota.
(8) Her hobby is gardening.
(9) She wants to be a doctor one day.

2. Complete and read aloud.

1. My best friend is Amali.

(i) My best friend is _____

2. She lives in Matara.

(ii) _____

3. She is 14 years old.

(vi) _____

6. Her favourite subject is English.

(iv) _____

4. She has two sisters and no brothers.

(iii) _____

5. She wants to be a doctor one day.

(v) _____

3. Follow the given sample speech, make your own speech about your best friend.

My best friend

My best friend is Ranuka. He is good at English. He reads a lot. He is fond of learning new words. He loves solving crossword puzzles. He writes stories and simple poems in English. Ranuka can sing English songs. He is the president of the Junior English Literacy Association of our school. He helps me with my English. He always encourages me to speak in English. I love my best friend.

4. Make a small speech on your class teacher.

Dear Students,

Circle the matching face **can/yes** **can't/no**

1. I learnt the given simple sentence structures to describe my best friend.

2. Now I can make a speech on my best friend.

Lesson 24 – Let's practice pronunciation

Dear students,

Today we are going to learn how to pronounce/ ʃ / . That is the soundof "sh".

Let's take different letter ccombinations for the same sound.

1) **Read the words in the box. Match them with the pictures given.**

expression	technician	operation	magician	financial

(1) (2) (3) (4) (5)

Above words are some examples for the sound of "sh"

2) **Read aloud thefollowing extract of a speech and underline all the words with sound "sh"**

English is one of the most spoken languages in the world. It is an official language in more than 40 countries in the world. Learning English is very beneficial for you in many ways. It is very easy to get information, if you know English as most articles are published in English. It is essential for you to know English, if you are looking for a white-collar job or if you want to go for a good position. Learning English is not difficult with your dedication and determination. First you need to study the initial things properly. Then continue your passion till you win the challenge. Definitely, you will be a successful English speaker.

Now check your answers.

English official beneficial information published essential position specially dedication determination initial fashion

3). **Read these words aloud**

division
exhibition
impatient
condition
musician
education
collection
fashionable
"Special Possession"

sections

Word ending: -sion [shn]

comprehension	mansion
decision	pension
dimension	suspension
emulsion	precision
expansion	revulsion
extension	tension
immersion	

Word ending: -cian [shn]

beautician	optician
dietician	physician
electrician	politician
magician	tactician
mathematician	technician
musician	

Word ending: -ssion [sh]

admit	→	admission
confess	→	confession
discuss	→	discussion
express	→	expression
impress	→	impression
omit	→	omission

4) **Now we are going to fill the blanks in thefollowing .story using the above words**

Magic book store

It was the happiest day in my life because I visited Colombo 01)....., book fair with my parents. It was the first time that I visited it. So it was an amazing book 02)..... . We roamed around the place . There were so many book stalls . My mom bought me a 03).....of books that is useful for my 04).....and my dad and I were looking for novels and stories . Then I saw a mysterious looking book stall. I went inside . It was impressive . There were thousands of old books. I was lost among that 05).....of books. It was divided into several 06)..... Suddenly I felt a tap on my shoulder. When I turned back, there was a tall 07).....man. He was dressed smartly. He looked like a 08).....as he was carrying a guitar . I wonder why he would carry a guitar in a book fair and he tapped my shoulder . Suddenly I fell asleep. When I woke up I was in a dizzy 09).....I was in a place a like heaven. Then I remembered my parents. I did not know what to do anymore .I was 10).....,,,. but I determined to find my parents soon.

Self evaluation

Dear students,

Circle the matching face.

yes/can ☺ no/ can't ☹

1) Now I know how to pronounce sound "sh" ☺ ☹
2) Now I know the words with the sound "sh" represented by different letter combinations. ☺ ☹

Lesson 25-Let`s describe future events.

Dear children,

Today you are going to learn how to speak about future. There are many ways to talk about future;

I am going to go on a trip.

I will go to Jaffna.

I will be visiting Anuradhapura next week.

I hope to visit Australia in this summer.

01. Now, read the dialogue and fill in the blanks. Describe your plans for the next week.

Teacher: I hope to go on a picnic, next Monday.
Student: 1.I will go for music practice on Tuesday.
2.I will …… on …….
3.I hope to …….. on …….
4.I hope to …….. on …….
5. I will …….. on ……..
6. I am going to …….. on …….

02.Read Kalan's future plans. Write yours.

My dear teacher and my dear friends, Good morning all of you! I am Kalana. I am going to speak about my Future plans.
I have many dreams in my life to fulfill. Among them, I will be a doctor. Before becoming a doctor I hope to do a lot of things. I will study well. I will do my studies daily. I will go to school daily and I will obey my teachers and parents also. First I will face for the O/L examination and. I will pass it. If I work hard, I will be able to pass my O/L exam. And I will get good results for the A/L exam. Then I will be able to enter the medical college. Not only that, at the medical college also I will do many things. I will pass the exams. Then I will be able to become a doctor. After that I will help the people by treating them. Finally, I have to say to achieve my target I am going to work hard.
Thankyou.

Now, go to a mirror. Imagine your class teacher and all your classmates are looking at you. Speak about your Future plans for them.

03 Imagine that you will go to an Elder's Home next Wednesday.
Now speak about what you will do there.



The following sentence patterns will help you.

I will go to an Elder's Home next Wednesday with my family for an alm.
There, I will …….. many things (do)
I hope to …….. their clothes (wash)

I am going to ……..

I will ……..
I am going to ……
I will ……

Self-Evaluation	
1. I know how to make sentences about future	Yes/No
2. I can describe a future event in different sentence patterns	Yes/No

Lesson 26-Let`s read simple poems

Dear children,

Today you are going to read some simple poems and do some interesting activities.

01. Read the poem and answer the questions.

The Missing Cookie

The cookie in the cookie jar

Somehow just walked away.

I wondered who inside our house

……(help) cookie get away

My sister shook her head, “Not me”.

My mom said, “Certainly not!”

My dad …….. (say), “I can’t eat those things.

They make my white teeth rot”.

We all …….. (look) down at our dog,Max,

Whose eyes …….. (tell)us the truth.

Max somehow had found a way

To feed his cookie tooth.

By Kirk Mann.

1. Fill the blanks using the correct form of the verb.
Help- helped

Say-…….
Look-……
Tell-…….

2. Who took the last cookie in the jar?

3. Can you guess how he did it?

4. Do your pets take anything from you without your knowing about it?

5. Do they look ashamed when the truth is found out?

02. Underline the correct spelling of the word in brackets to complete the rhyme.

My Hat is full of Rabbits

My hat is full of (rabbits, rabits, rabbits)
My cape is full of (duvs, doves, dovs)
A playing card is on my (sleeves, sleave, sleef)
and (some, somme, sum) are in my gloves.

A wand is in my (poket, pocket, pockett)
with (hankerchiefs, handkerchiefs, handkercheifs) and flowers.
My coat has things like ropes and rings
with (mystifying, mystifying, mystifying) powers.

I have my staff and (jugling, juggling, juglin) clubs,
my mirrors, cups, and dice,
my crystal ball, my smoke (machine, mashine, macheen)
and fancy (danceing, dancing, dancing)

I'm ready for my (majic, magic, magik) show.
There's one problem here…
My (elephant, elefhant, elefant) is on my lap
and will not (dissappear, disappear, disapear)

Answer the questions below

1. What is the magician's cape full of?
2. In the second stanza, which word rhymes with "flowers"?
3. The magician had a problem. What is it?

03. Read the Biography Poem carefully and enjoy.

Line 1: First name of the person

Line 2: Three/four adjectives to describe the person

Line 3: An important relationship

Line 4: Things or people the person loves

Line 5: Feelings the person has

Line 6: Three fears the person experienced

Line 7: Accomplishment (Who wishes)

Line 8: Two or three things the person wanted to experience

Line 9: His/her residence

Line 10: Last name

Emily

Strong hardworking cheerful girl

The daughter to Mr. and Mrs. Steven

Loves deeply about her parents

Feels sometimes lonely and forgotten

Fears lions, snakes and hunger

Wishes to be a scientist

Likes to travel around the world and stay with parents

Resident of London

Annabel

Now write your bio poem.

A Biography poem, also called a bio poem, is a short poem which describes a person or thing. While the actual format may vary, it usually follows the above form.

Now I know how to extract necessary information from a poem and to write a Biography Poem

Yes. No

Lesson 27 – Let's use picture clues to get the meanings

Dear students,

Today you are going to determine the meaning of words and descriptions using picture clues.

(1) Look and guess.

1)

Cat

2)

Deer

3)

Bear

4)

Elephant

(2) Look and match.

(A) Animal Clinic

(B) Dental Clinic

(C) Cinema

(D) Bank

(E) Children's park

(1) You want to watch a film. C

(2) You want to get your tooth filled. ☐

(3) You want to deposit the money. ☐

(4) You want to let your kids to play. ☐

(5) You want to give vaccination for your pet cat. ☐

(3) Look at the jumbled picture story and re-order it.

1) One day during their picnic, the boys started to eat something.
2) Suddenly a crow stole a piece of cheese and flew away.
3) The crow sat on a branch of a tree to eat it in peace and at the moment a fox was passing by.
4) The fox said "What is that I smell" and he stopped under the tree and saw the crow.
5) The fox thought "Mmm… I'd like to have a bite of that cheese" and he thought a trick.
6) The fox looked up at the crow and said "You are a fine crow. What a lovely feathers you have! You must have the most wonderful singing voice. Let me hear a sweet song."
7) The crow opened his beak to sing and the piece of cheese fell down and the fox ran to it.
8) The fox thanked for the cheese and said to the crow "That was the worst voice I've ever heard."

(4) Complete.



Teacher: Nisha, Can you tell me what plants need to grow?

Nisha: Yes teacher, plants need ……..

…….

Teacher: Excellent. Plants need sunlight because they make their own food. How do you call this process?

Nisha: We call it ……..

Teacher: Well done. That's wonderful.

Dear students,

Circle the matching face can / yes can't / no

(1) Now I can find the meanings of unknown words using pictures.

(2) Now I can understand the message given in the pictures.

Lesson 28 – Let's use future perfect negatives in sentences

Dear students,
Today you are going to build up sentences on negative form of future perfect tense. Learn these;

AFFIRMATIVE FORM
Subject + will + have + P.P of the verb + object
(She) + (will) + (have) + (finished) + (the project)

NEGATIVE FORM
Subject + will not (won't) + have + P.P of the verb + object
She + will not (won't) + have + finished + the project

(1) Let's combine and make meaningful sentences.

I			studied	my home work
We	Will not		started	the English notes
You			prepared	her bag
They	(Won't)	have	finished	the project
He			left	his journey
She			stopped	raining
It			arrived	Japan

1) ....Ex:.....I will not have finished my homework……

2) .....

3) .....

4) .....

5) .....

6) .....

7) .....

The rain will not stop before tomorrow morning.
The rain will not have stopped by tomorrow morning.

(2) Change following affirmative (positive) sentences into negative form.

1). I will have started my homework.
.....
2). The rain will have stopped by tomorrow.
.....
3). He will have scored enough marks.
.....
4). Marie will have prepared breakfast by the time the children wake up.
.....
5). Tourists will have arrived at the hotel by now.
.....
6). We will have worked in Japan for exactly 30 years by now.
.....
7). The children will have eaten their meal.
.....
8). Our grand father will have retired by the time he's 60.
.....
9). The passengers will have reached their destination.
.....
10) By the end of this year, I will have completed my degree.
.....

(3) Make five sentences by your own.

1).....

2).....

3).....

4).....

5).....

Self-Evaluation

Circle your response

1). I learnt the negative form sentence structure. **(YES / NO)**

2) . I can use it and make my own sentences. **(YES / NO)**

Lesson 29 – It's story time

You all love to read stories. Isn't that so? Look at this picture story then.

The bear and two friends

01. Number the sentences in the correct order to form the story.
(One is done for you.)

a) Saman came down and asked "what did the bear tell you?". ☐

b) Tharindu did not know how to climb trees. ☐

c) The bear came near the man, smelt and left the place. ☐

d) By the way they entered into the jungle. ☐

e) They saw a large bear approaching them. ☐

f) Tharindu replied "the bear advised me not to believe a false friend." ☐

g) Tharindu laid down on the ground breathless. ☐

h) One day they decided to go on a trip. ☐

i) There were friends called Tharindu and Saman. [1]

j) Saman at once climbed a nearby tree. ☐

02. Read the story and answer the questions.

There was a King named Kalantissa who ruled in Kelaniya. According to legend, it is believed that King Kalantissa murdered a high priest of a monk and threw the body into the sea. Because of this wicked reason ocean has flooded. People were scared and went to the King for help. Astrologers told him to sacrifice his most beautiful daughter Devi to the Ocean. It was the only way to save the land. A Golden Boat was built and Princess Devi was sacrificed to the sea. The sea suddenly turned calm. The Boat went towards Kirinda in down south. The People in Kirinda saw the boat and informed it to King Kawantissa. He went to see this beautiful lady from the Sea. He took princess "Devi" to his palace. Later he fell in love with her and she became his queen and lived happily ever after.

1. Who ruled Kelaniya?
   a. King Kawantissa
   b. King Kalantissa
   c. King Pandukabaya

2. King Kalanitissa murdered …….
   a. a princess
   b. his daughter
   c. a monk

3. Why princess "Devi" sacrificed her life? …….....
4. Where did the people find the boat? ……

5. What happened at last?
   a. Devi went to Kelaniya again.
   b. Devi married King Kawantissa.
   c. Devi was died.
6. Write a suitable topic to the above story. ……

03. Read the beginning of the story and write your own ending using at least three sentences.

Stone soup

One day, in a small village next to a flowing river, two hungry wanderers showed up looking for ingredients to make a delicious soup. Since the two had no money, none of the villagers were willing to give them any vegetables or meat. With no ingredients, the two went down to the river and filled their pot with water. They then placed a large stone in the pot and began boiling the water. Soon a curious villager asked them what they were doing. One of the men answered, "We are cooking stone soup, but we are still missing a few ingredients to finish it properly". The villager said she did not mind giving them some ingredients, if she could have some as well. The two men said they would be happy to share with the entire village once the soup was ready. After the word spread, many villagers brought spices, vegetables and meat to add the soup. …….
……
…….....

Draw the matching face. yes no

I can read and understand a simple folk tale.

Lesson 30– Let's derive the meaning of graphical information.

Dear students,

Today you are going to derive the meaning of graphically stated information.

(1) Look and answer.



1) How many children like to eat banana? ……..

2) How many children represents by an apple?……..

3) What is the total number of children who like to eat both apples and pears? …….

4) What is their favorite fruit? …….

Look, read and get the meanings.

Most Apples are green and the **least** are red.	Number of red and green apples are **equal.**	Green apples are **more than** red apples.	Green apples are **less than** red apples.

(2) Look at the table and fill in the blanks. Use the words highlighted.

Name	Art	Music	Dancing	Drama
Amal	✸		✸	✸
Kamal		✸		✸
Nimal		✸	✸	
Vimal		✸	✸	✸
Bimal		✸		

Example -

1) The **most** number of students like to do music.

2) The …… number of students like to do art.

3) The number of students who like to do dancing is …… the number of students who like to do music.

3) The number of students who like to do music is …….. the number of students who like to do art.

4) The numbers of students who like to do dancing and drama are …….

(3) State if the following statements are "True" or "False."

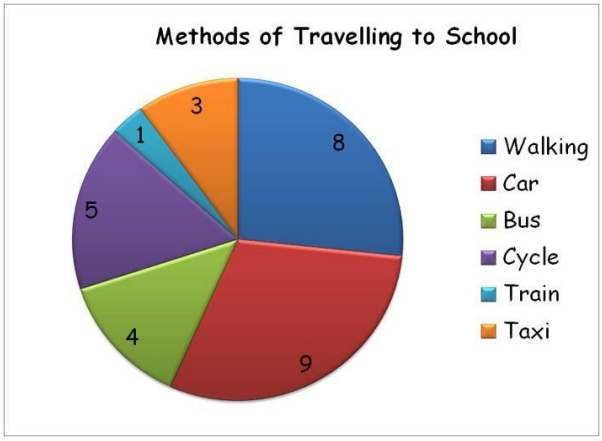

Example -

1) There are fifty students in this class. **False**

2) This chart represents the methods of travelling to school. ☐

3) Walking is the most popular method. ☐

4) The equal number of students come by bus and taxi. ☐

5) Only one student come by train. ☐

(4) **Draw a Venn diagram.**

- There are thirty students in the class.
- 10 out of them have pet cats only.
- 8 out of them have pet dogs only.
- 6 students have both cats and dogs.
- 6 students don't have pets

Dear students,

Circle the matching face can / yes can't / no

(1) Now I can find the meaning of graphically stated information.

(2) I learnt five words to describe graphically stated information.

Lesson 31– Let's pronounce English words and phrases

Dear students,

Words with same sound but with different spellings are called Homophones.

What are the examples:-

- Hall – hole
- No – know….. etc.

Let's read some more examples given below.

(01) Now find out 10 homophones by reading the unit 1 and 2 in your grade 9 pupil's text book.

a. ……
b. ……
c. ……
d. ……
e. ……
f. ……
g. ……
h. ……
i. ……
j. ……

You can read more homophones here.



(02) Let's find 10 - /f/ sound words from the box.

I. ……
II. ……
III. ……
IV. ……
V. ……
VI. ……
VII. ……
VIII. ……
IX. ……
X. ……

FISH	DIGNITY	TOUGH
DISH	PHILOSOPHY	LOTTERY
BLANK	DIAMOND	BOUNDARY
FLAG	LITERATURE	FLOWER
DOG	PHARMACY	MORPHEME
HOIST	SOPHISTICATE	GHOST
WOLF	ROUGH	CEREMONY

(03) **Practice the poem, underline /f/ sound words and circle the /ʃ / sound words.**

I am rough

As well as smooth

Rushing through

The narrow bends

Gasping – bumping

With much weight

Shivering – showering

At furious steps

Hiding - showing

Fun and puff

Flourishing hearts

And nourishing fields

Flowing – waiting

Until the end. (River :by Nadeeshani Hewage)

(04) Pronounce and find out the suitable spelling patters and do the (work book) activity 01 in UNIT 6 .



Write the words with correct spellings.

a. ……..
b. ……..
c. ……..
d. ……..
e. ……..

Right or wrong?

1. I can say 5 /f/ sound words. (…….)
2. I can say 5 /ʃ / sound words. (……....)

Lesson 32– Let's make sentences using interrogative form of future perfect tense

Dear Students,

Today you are going to build up sentences on interrogative form of future perfect tense.

INTERROGATIVE FORM

Will + SUBJECT + HAVE + P.P.of the verb + OBJECT(question)

Will + she + have + finished + the project ?

(1) Let's combine and make meaningful interrogative sentences.

	I		invented	the assignment by 5 p.m
	we		landed	a new vaccine by 2030.
	she		completed	to New York by tomorrow.
Will	they	have	cooked	a house by next 3 years.
	it		finished	the dinner on time.
	you		built	on time safely.
	he		started	doing a job next year.

1) .....

2) .....

3) .....

4) .....

5) .....

6) .....

7) .....



(2) Rearrange the following jumbled parts of the sentences to make meaningful sentences.

1) have / changed /I / the cheque /will.

.....

2) will / the homework / she / have / completed

.....

3) informed /will/ the warden /by then / have / they

.....

4) before us / you / arrived / will / have

.....

5) she / her assignment before tomorrow / have / will / completed

.....

(3) Think of the life in the year 2050. These are the changes will have occurred in the world by then. Convert these changes into interrogative form.

1) I will have started doing a job by 2030.

Will I have started doing a job by 2030?

2) My family and I will have migrated to Australia by 2050.

.....

3) Scientists will have invented multi- duty robots to do human work.

.....

4) Astronauts will have landed on Mars by then.

.....

5) WHO will have found a new vaccine for corona virus by 2030.

.....

<u>Self-Evaluation</u>

Circle your responses.

1) **I learnt how to write future perfect questions. (YES / NO)**

2) I can write future perfect questions appropriately (YES / NO)

Lesson 33– Let's use conjunctions

Dear students,

Today we are going to learn the conjunction “not only…but also”. Look at the following example about Ashen.

Ashen is a cricketer.

Ashen is a good reader.

We can say ”Ashen is not only a cricketer but also a good reader.”

01. Now join these sentences using 'not only... but also'. First one is done for you.

(01)We visited Japan.

We visited England.

* We visited not only Japan but also England.

(02)Sachini speaks English.
Sachini speaks Tamil.
* .....
(03) They speak English naturally.
They speak English fluently.
*……..

(04) I drink tea.
I drink coffee too.
* .....

(02) Complete the missing part of the sentences. First one is done for you.

(Kumara / colour pencils / clever / wear masks / weak / nicely)

eg :- We should not only ..wear..masks.. but also wash our hands.

(01) She is not only beautiful but also .....

(02) Not only Sahan but also ..... swam in the river.

(03) She not only dances..... but also perfectly.

(04) You can use not only pastels but also ..... to draw the picture.

(05) He is not only ..... but also lazy.

(03) Join these pairs using "not only.....but also"

Ex:-
Students cleaned the classroom.

Students arranged the desks.

* Students not only cleaned the classroom but also arranged the desks.

1. She wants to sing a song.

She wants to dance at the concert.

.....

2. They are active.

They are strong.

.....

3. He wants to buy a car.

He wants to buy a house.

.....

4. I like banana.

I like apple.

.....

5. Tharindu plays football.

Tharindu plays badminton.

.....

Dear students,

Circle the matching face.

I learnt to write sentences using " not only... but also"

Now I can join two sentences using "not only... but also"

Lesson 34– Let's use commas properly.

01. Check the following sentences for the comma. Put right ✓or wrong. X

	√
1. I ate breakfast, read the paper and went to work.	
2. The story was very interesting and, she read it on one evening.	
3. My family has a dog, cat and a rabbit.	
4. They are very reliable but my other group is not.	
5. You don't like me, do you?	
6. We will have to be on me , or else they will not let us in the gates.	
7. If you are ill you ,ought to see a doctor.	
8. yes it is cold ,outside.	
9. I was red after working all days, so I decided to go to bed early.	
10. Well ,it's a good idea.	
11. It, is hot today isn't it?	

02) Find 7 missing commas in the paragraph.

The Summer Holiday

Ann likes to enjoy many different things during the summer holidays. She loves to sleep in late each day. After she wakes up she will often help her mother in the kitchen. After she has finished helping her mother she goes outside to play with her friends. She loves to go hiking swimming camping and jogging. And most of all she likes to go horseback riding. Ann says the only thing she doesn't like about summer are the rainy days.

03) Put commas where they belong. A few of these sentences do not need commas.

1. We are having vegetable salad roast chicken and soup for dinner.
2. Ms. Vijini my English teacher says we have to learn how to use commas.
3. Rashali said " Did you do the homework Udavi?"
4. The teachers of St.Mary's National school work hard to teach the students.
5. Nawshan painted the fence white blue and red.
6. "Don't go there" said Shanum.
7. Robert Louis Stevenson was a Scottish writer of novels poems and essays.
8. My mom who is a nurse cares for the sick injured and disabled.
9. No I don't want to go with Kamal.
10. He resides at 15 Central park Avenue Colombo 3.

04) Find 13 missing commas in the following paragraph.

Being Responsible

You show responsibility by doing things you have offered to do been asked to do or have promised to do. When you grow up your parents will often give you many tasks like brushing your teeth putting away your toys taking your pet for a walk dying your room and helping out when asked. Your teachers will also give you tasks like completing your homework putting resources away helping to tidy up and being a reading buddy. As you get older you will often be given more responsibilities.

You will find that you will gain more trust when you are responsible. It takes a lot of practice to grow up to be a responsible person. You will need to keep promises to do things without being asked and to be accountable for your own behaviour. The easiest way to be responsible is to always do the right things. You know the difference between right and wrong do what is right

Dear Students,

Circle the matching face **can / yes** **can't / no**

1. I can use commas correctly , to separate items in a list.
2. I can use commas after an interjection .
3. I can use commas to separate two independent clauses joined with coordinating conjunctions and,but,or, nor, so,for,yet
4. I can use commas Use a comma to separate a dependent clause (incomplete thought) from an independent clause (complete thought).
5. I can use Commas with direct quotations
6. I can use commas with tag questions.
7. I can use commas when writing sentences correctly

Lesson 35–Let's learn Passive Voice-Simple Past Tense

Dear Students, today I'm going to present you some simple past tense sentences in active voice, and we will transform them into passive voice.
Before that let me tell you the use of passive voice.

- When we are interested in the action than who did the action.
- If we want to mention the one who did it we can include it with 'by'.

1)

- **A stranger stole my bicycle.** (active voice)
  Subject verb object
- **My bicycle was stolen by a stranger.** (passive voice)
  Subject verb object

2)

- **A farmer sold eggs.** (active voice)
  Subject verb object
- **Eggs were sold by a farmer.** (passive voice)
  Subject verb object

- When we change a past tense sentences into passive voice we do the following changes.
  1. The object of the active voice sentence is brought to the front.
  2. The verb 'was/were' is used according to the singular/plural form.
  3. Change the verb of the active voice sentence into past participle.
  4. Subject is taken after the verb.
- **In past tense passive voice we use the following pattern.**

Was / were + past participle form of the verb

The cat drank the milk.

The milk was drunk.

1. Now turn these sentences into passive voice.

1. King kashyapa built Sigiriya.
   …….
2. Rohan wrote a letter.
   …….
3. Our teacher told good stories.
   …….
4. Police arrested some thieves.
   …….
5. He repaired the bus last month.
   …….
6. My uncle helped me.
   …….
7. My friend found a purse in the park.
   …….
8. Our teacher corrected our mistakes.
   …….
9. Elephants destroyed the paddy fields last night.
   …….
10. I won the first prize.
    …….

2. Now do the activity 12 in unit 05 of the school text book.

Activity 12 *Grammar*

A) Transform the following into the passive.
1. Rahim wrote a letter yesterday.

Self-Evaluation

Dear students,

Circle the matching face

• I learnt the structure of passive voice to write simple past sentences.

• Now, I know how to construct passive voice sentences in simple past tense.

Lesson 36– Let's join sentences using conjunctions

Dear students,

01. Look at these pictures. Read and fill in the blanks.



Boys play badminton. Girls play badminton.

We can join these two sentences using "not only but also"

- Not only boys but also girls play badminton.

Do boys play badminton? ……

Do girls play badminton? …….

Brother does not like rice and curry. Sister does not like rice and curry..

We can join these two sentences using "neither nor".

- Neither brother nor sister like rice and curry.

Does brother like rice and curry? …….

Does sister like rice and curry? ……..

Sachith will win the 1st place. Dilini will win the 1st place.

We can join these two sentences using “Either or”.

- Either Sachith or Dilini will win the 1st place.

Question - Who will win the 1st place? ……..

Will both Sachith and Dilini win the 1st place ? ……

02. Fill in the blanks using either or, neither nor, not only …… but also……

01. I eat ……. string hoppers ……. Milk rice. I don’t like both.
02. ……. Suresh nor Malan is going to help you. Both of them are busy at the moment.
03. When I go to the party …….. I drink orange juice…….. papaya juice.
04. She helped me ……. to cook ……. to clean the kitchen. She is very helpful.
05. We can take a flight …….. at one o’clock …….. three thirty

03. Join these sentences using either or / neither nor, or not only but also.

01. Teacher will ask Rasindu to bring the register.
    Teacher will ask Pavan to bring the register.
    ……
02. Father didn’t paint the wall.
    Uncle didn’t paint the wall.
    ……
03. Mother washed her clothes.
    Mother washed my sister’s clothes.
    ……
04. Randew will get the highest marks for English.
    Kasun get the highest marks for English.
    ……

Dear students,

Circle the matching face, ☺ - Can / Yes ☹ - Can’t / No

01. I learnt to write sentences with conjunctions. ☺ ☹

02. Now I can join two sentences using either or /neither nor /not only but also. ☺ ☹

Lesson 37– Let's learn passive voice-simple past negative form

Dear Students, previously I've taught you the positive form of passive voice simple past tense. Today I'm going to present you some simple past tense negative sentences. Before that let me remind you the use of passive voice.

- When we are interested in the action than who did the action.
- If we want to mention the one who did it we can include it with 'by'.

<u>Negative form</u>

- **We use 'not' after 'was' or 'were'.**
  (Was not – wasn't)
  (Were not – weren't)

1)



- **Malan did not write the English essay.** (active voice)
  Subject verb object
- **The English essay was not written by Malan.** (passive voice)
  Subject verb object

2)

- **They did not treat him well at the party.** (active voice)
  Subject verb object
- **He was not treated well at the party by them.** (passive voice)
  Subject verb object

Wasn't / weren't + past participle of the verb

1) Now write negatives of these sentences.

Ex:- This poem / not write / me. – **This poem wasn't written by me.**

1. My clothes / not wash / my mother.
   .....
2. This house / not build / our mason.
   .....

3. A cake / not make/ the cook.
   ……
4. The school / not paint / parents.
   ……
5. The match / not play / yesterday.
   …….



The floor was not cleaned by the son.

02) Now turn these active voice sentences into passive voice.

1. We didn't write the test.
   …….
2. The president didn't attend the meeting.
   …….
3. The boys didn't prepare the garden.
   …….
4. I didn't drive him home.
   …….
5. I didn't eat a big pizza.
   …….
6. We didn't visit the museum.
   …….
7. The servants didn't feed the dogs.
   …….
8. They didn't tell the truth.
   …….
9. My teacher didn't punish me.
   …….
10. Her mother didn't tell her the truth.
    …….

Self-Evaluation

Dear students, now circle the matching face

• I learnt the structure of passive voice negative form to write simple past negative sentences. ☺ ☹

• Now, I know how to construct passive voice negative sentences in simple past tense. ☺ ☹

Lesson 38 -Let's write a simple story.

Dear students,

Let's build up your own story which is creative, thrilling and interesting!!

(1) Instructions of writing a formal letter and a story are mixed up. Underline the instructions of writing a story.

1. First ,write your full address with the name and the date.
2. Then,write the recipient's full address
3. First,decide on your story line;what is your story about,what is going to happen.
4. After that,you have to write the topic of the letter.
5. Think about your characters;who is the story about,what is the main character
6. Then,set the scene;where and when does the story happen.
7. Next,end it up with a simple closing as 'yours truly or sincerely'.
8. Finally,explain how the story ends.
9. You have to insert the greeting;salutation.
10. Use the simple past as the narrative tense.
11. Start to write the body of the letter separating it in to paragraphs.
12. Make your story creative and interesting by using adjectives,adverbs,time markers and etc.
13. After finishing your story,check whether you have separated it in to parahraphs,used punctuation marks,specially the speech marks(" '') ,spellings and tense correctly.
14. At last,insert your signature,full name and the tittle.

- ❖ Have you underlined? Just read them once again from top to bottom.

(2) Build up the story in the picture using the word clues given.

Once-boy-see-yummy-apple

First-he-climb up-tree

Then-he-pluck-apple

Suddenly- worm-come out of-apple

So-boy-put away-apple-and –cry

……
……
……
……
……
……
……
……
……..

(3) Now it's your time! Build up your own story using the story line given.

Dad and Sam went for fishing.They rowed the boat in to the middle of the lake.

Suddenly……

……
……
……
……
……
……
……
……
……
……
……
……
……
……
……

Dear students,

Circle the matching face can/yes can't/no

(1) I got an idea about how to write a story .

(2) Now I can write a simple story.

Lesson 38 -Let's write emails.

Emails are easy and faster communication way, today.

1.Read and label the format of the email given.

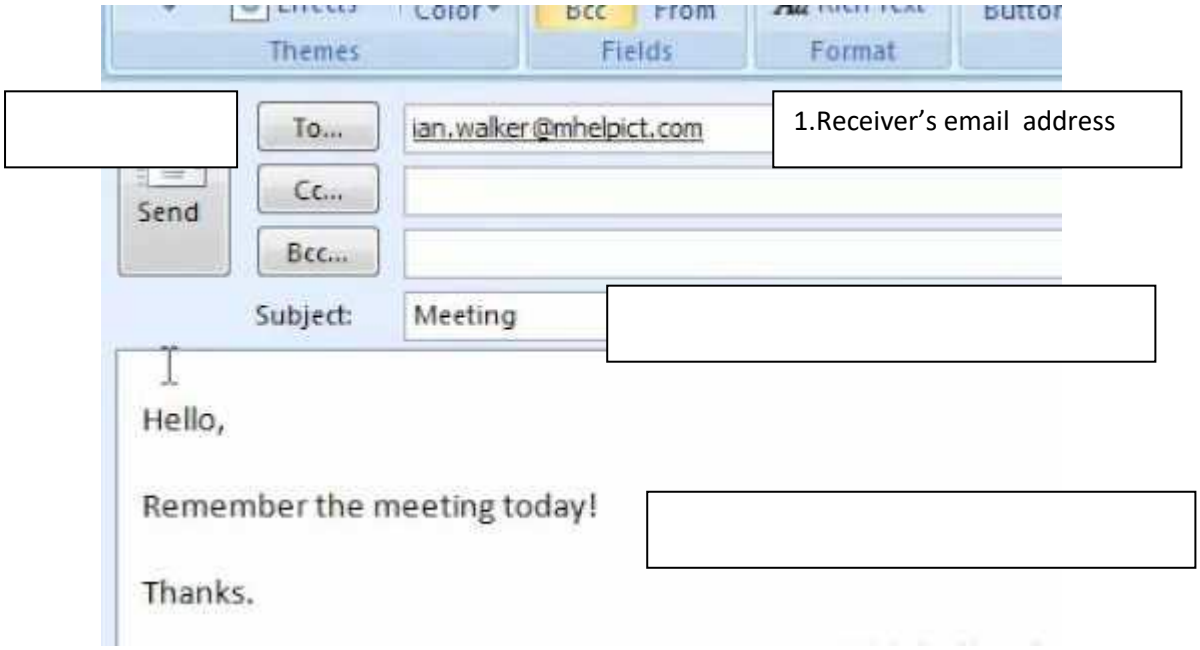

1~~. Receiver's email address~~

2. Send button

3. Topic

4. Message

02. Read the parts of this email message and order it. Put the numbers against the paragraphs.

How are you my dear grandmother? We are quite well. We are at home during these days due to corona pandemic third wave. We have got a long school holiday few weeks ago but we won't be able to visit you and grandfather as it is not allowed by the police. Give my kind regards to our grandfather too.

Dear Grandmother,

Take care. I love you. Triple gem bless you!

If there is a possibility, please be with us. Then we can enjoy a lot by telling stories and playing indoor games.

Are you safe there? Please be safe. I miss you two. If you like we can chat through video calls. My father bought a new mobile phone. I have given homework by our teachers so, I'm a bit busy with them.

03. Study the given e-mail and write a similar e-mail to your best friend asking for the new homework sheet given by the class teacher.

To : …wathsalajk@gmail.com…….

Cc/Bcc: ……..

Subject : Hello Wathsala

Attachments: information on birds

Dear Wathsala,

I'm searching for indigenous birds in Sri Lanka for my project. If you have books or any other resources based on my project, please hand me over.

Thanks with regards,

Hashini

SELF-EVALUATION

Say, Yes OR No

1. I know parts of an email……..

2. I can write a short email to my friend……..

Lesson 40 -Let's write Passive Voice-Simple Past– Question form

Dear Students, in my previous lessons I've taught you the positive and negative forms of passive voice simple past tense.

Today I'm going to present you **simple past tense question form**. Before that let me remind you the use of passive voice.

- When we are interested in the action than who did the action.
- If we want to mention the one who did it we can include it with 'by'.

<u>Negative form</u>

- **We use 'was' or 'were' to the front.**

1)

- **Did Malan write the English essay?** (active voice)
  Subject verb object
- **Was The English essay written by Malan?** (passive voice)
  Verb Subject verb object

2)

- **Did they treat us well at the party?** (active voice)
  Subject verb object
- **Were we treated well at the party by them?** (passive voice)
  Verb subject verb object

Was / were + Subject + past participle of the verb?

1) Now write questions of the simple past passive voice.

Ex:- window / paint / him? – **Was the window painted by him?**

1. Hamlet / written / Shakespeare?
   ……

2. She / selected / to the campus / at her first attempt?
   ……

3. Many difficult questions / asked / media presenters?
   ……

4. Books / borrowed / them?
   ……

5. You / invited / to the party / by Yohan?
   ……

1) Now turn these active voice questions into passive voice.

1. Did anyone tell you the truth? **Was the truth told to you by anyone?**
2. Did the children enjoy the party?
3. Did she complete the task?
4. Did your father buy a new car?
5. Did their parents love them?
6. Did your mother make a cake?
7. Did the banker deposit your money?
8. Did the government donate this building?
9. Did Ranil write a letter yesterday?
10. Did our class teacher complete the lesson last week?

Self-Evaluation

Dear students,

Circle the matching face

• I learnt the structure of passive voice question form to write simple past questions.

• Now, I know how to construct passive voice questions in simple past tense.