


• Write and color.


1



2



3



4



a book

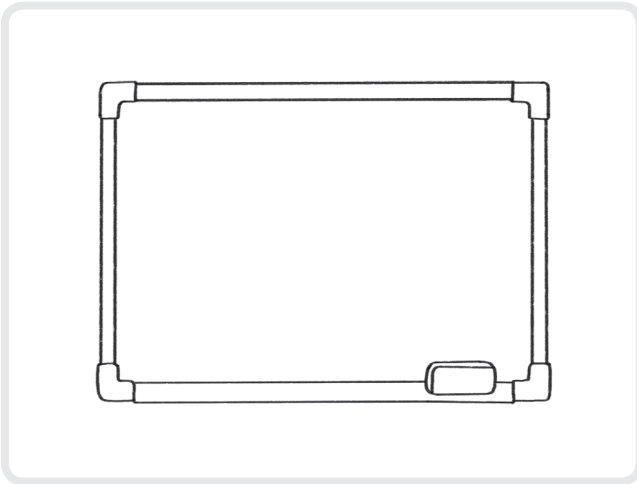
a bag

a pen

a crayon


Instructions 1. Choose and write the words on the lines.
2. Color the pictures.

- Circle and color.



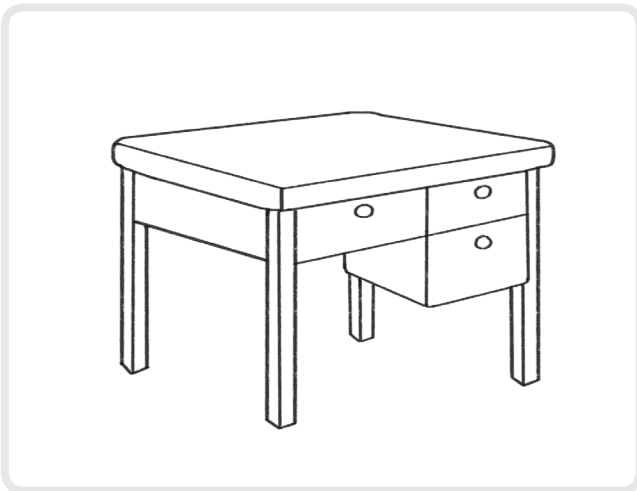
1 Is it a board?

- ☐ a Yes, it is. ☐ b No, it isn't.




2 Is it a desk?

- ☐ a Yes, it is. ☐ b No, it isn't.



3 Is it a chair?

- ☐ a Yes, it is. ☐ b No, it isn't.



4 Is it a clock?

- ☐ a Yes, it is. ☐ b No, it isn't.

Instructions 1. Read the questions and circle the correct answers.
2. Color the pictures.

• Read and match.

1 Q: What is it?

A: It's a chair.

☐

2 Q: What is it?

A: It's a book.

☐

3 Q: What is it?

A: It's a clock.

☐

4 Q: Is it a book?

A: No, it isn't. It's a bag.

☐

5 Q: Is it a board?

A: Yes, it is.

☐

6 Q: Is it a pen?

A: No, it isn't. It's a crayon.

☐

a




b



c



d



e



f



Instructions 1. Read the questions and answers.
2. Choose the correct pictures and write the matching letters in the boxes.

- Look, read, and write.



1 What's that?

It's a

2 What's that?

It's a

3 What's this?

It's a

4 What's this?

It's a

Instructions 1. Look at the picture.
2. Read the questions and complete the answers.

- Look, read, and match.

1



• a

Q: Is this a panda?
A: No, it isn't. It's a snake.

2



• b

Q: Is that a lion?
A: Yes, it is.


3



• c

Q: Is that a bear?
A: Yes, it is.

4



• d

Q: Is this a snake?
A: No, it isn't. It's a panda.

Instructions 1. Look at the pictures.
2. Match the pictures with the correct questions and answers.

- Cut and mix. Then, put the sentences in order.



Hi! Hello! I'm Betty.

What's your name?

My name's Ken.

Nice to meet you!

Nice to meet you too!

How are you, Betty?

I'm fine! I'm fine!

How are you?


Great! Great!

I am great!

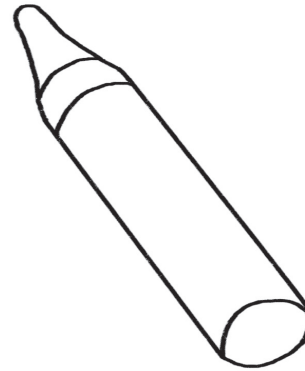
Wow! That's super!

Instructions 1. Cut the sentences into strips and mix them up.
2. Put the sentences in order while listening to the song, *Nice to Meet You!*


- Read and color.

1


It's a chair. It's blue.

2

It's a crayon. It's yellow.

3

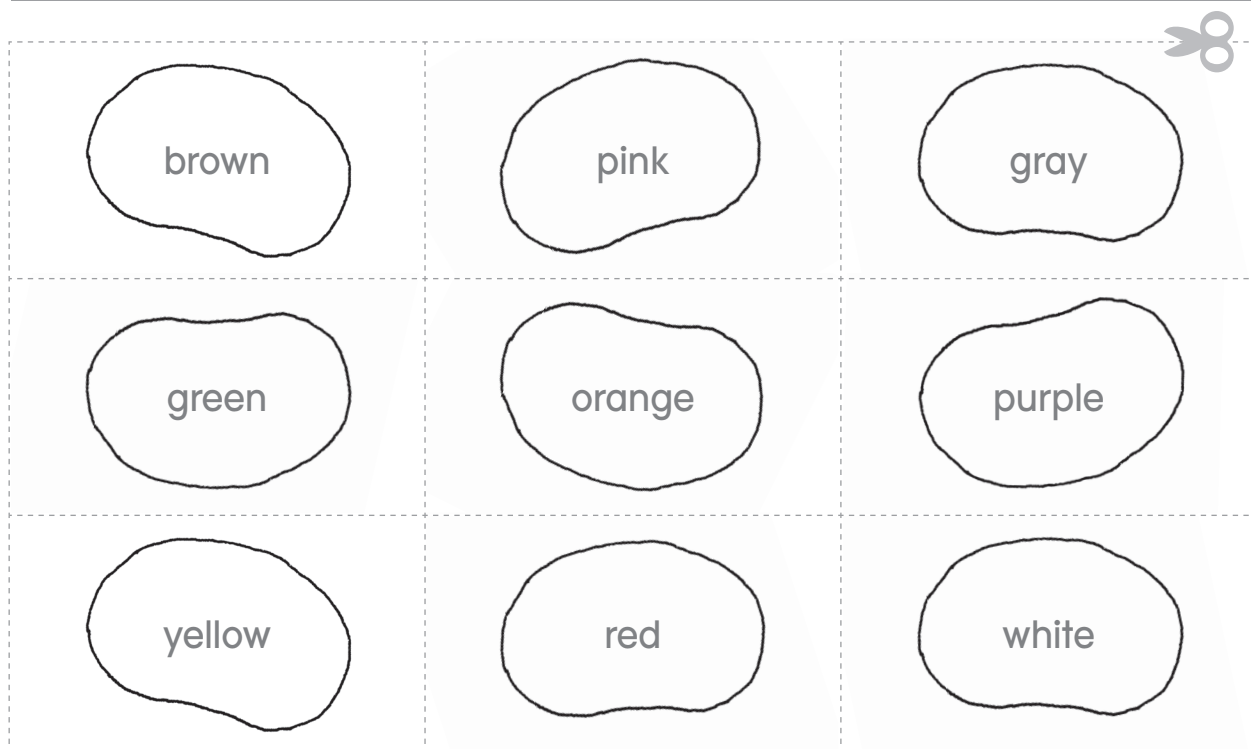

It's a lion. It's green

4

It's a bear. It's black.


Instructions 1. Read the sentences.
2. Color the pictures accordingly.

- Color and play.




Instructions 1. Color the jelly beans and cut them out.
2. Play a game of Bingo together.


- Read and color.

1

The cat is pink.

2

The hamster is brown.

3

The lion is yellow and purple.

4

The parrot is red and orange.

Instructions 1. Read the sentences.
2. Color the pictures accordingly.

- Choose and write.



1 What's your name?

2 How old are you?

3 How are you?

4 What's your favorite color?

a It's purple.

b I'm seven.

c I'm great, thank you.

d My name's Jack.

Instructions 1. Read the questions.
2. Choose the correct responses and write the letters.

- Color, cut, and paste.

1

Q: What are they?

A: They're apples.

2

Q: What is it?

A: It's a banana.

3


Q: What is it?

A: It's a melon.

4


Q: What are they?

A: They're oranges.



Instructions 1. Read the questions and answers and color the correct pictures.
2. Cut and paste the pictures accordingly.

- Look, read, and match.

1

Q: Are they pens?

A: No, they aren't.
They're pencils.

2

Q: Are they erasers?

A: Yes, they are.

3

Q: Are they books?

A: No, they aren't.
They're notebooks.

4

Q: Are they markers?

A: Yes, they are.

Instructions 1. Look at the pictures.
2. Match the pictures with the correct questions and answers.

- Cut and mix. Then, put the sentences in order.



Hi, Mr. Shopkeeper!

Green pencils, please.

Here you are. Here you are.

Green pencils for you.

Thank you, Mr. Shopkeeper.

Thank you very much.

You're welcome. You're welcome.

Goodbye! Goodbye!

Goodbye, Mr. Shopkeeper.

See you later!

Instructions 1. Cut the sentences into strips and mix them up.
2. Put the sentences in order while listening to the song, *Mr. Shopkeeper*.

- Read, draw, and color.

1

It's a rectangle. It's red.

2

It's a circle. It's green.

3


It's a triangle. It's blue.

4

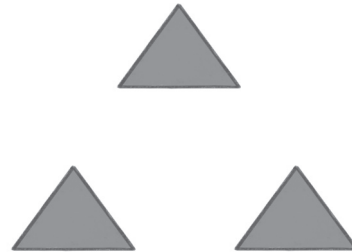
It's a square. It's yellow.

Instructions 1. Read the sentences.
2. Draw and color the shapes accordingly.

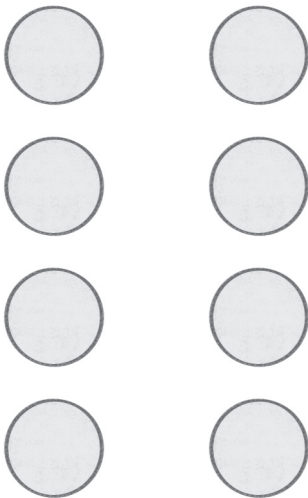
- Count and write.

1


_____ squares

2

_____ triangles

3

_____ circles

4

_____ rectangles

Instructions 1. Count the shapes.
2. Write the numbers in the blanks.

• Read and match.

1 Q: What are they?

A: They're hamsters.

Q: How many hamsters?

A: Four hamsters.



2 Q: What are they?

A: They're parrots.

Q: How many parrots?

A: Seven parrots.



3 Q: What are they?

A: They're cats.

Q: How many cats?

A: Five cats.



4 Q: What are they?

A: They're dogs.

Q: How many dogs?

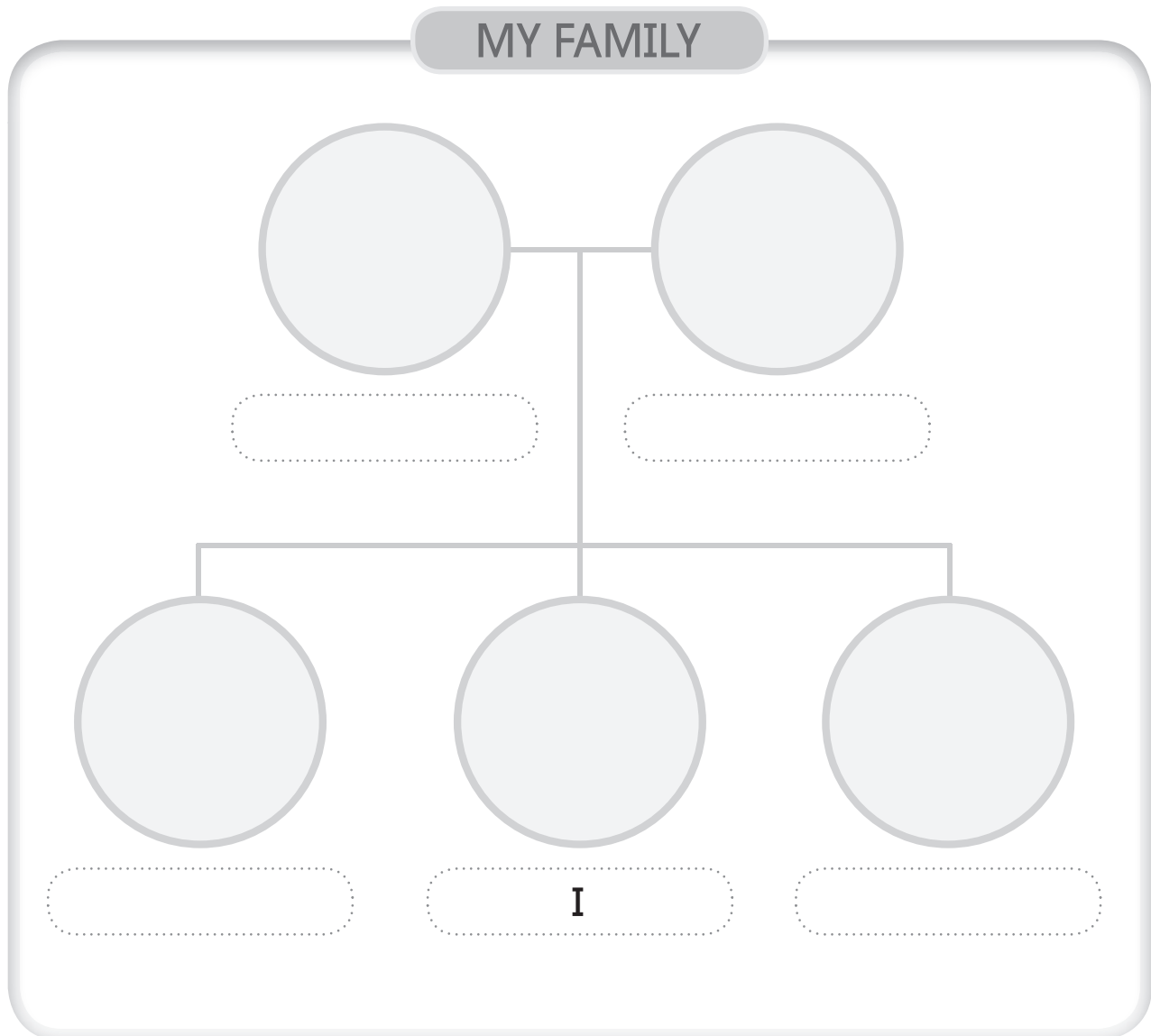
A: Two dogs.



Instructions 1. Read the dialogs.

2. Choose the correct pictures and write the matching letters in the boxes.

- Draw and write.



my mom

my dad

my sister

my brother


Instructions 1. Draw your family in the family tree.
2. Choose and write the words.

- Read, circle, and color.




1 Is he a cook?

- a Yes, he is.
- b No, he isn't.



2 Are they students?

- a Yes, they are.
- b No, they aren't.



3 Are they teachers?

- a Yes, they are.
- b No, they aren't.



4 Is she a doctor?

- a Yes, she is.
- b No, she isn't.

Instructions 1. Read the questions and circle the correct answers.
2. Color the pictures.

- Cut and mix. Then, put the sentences in order.



Many colors! Many boxes! Hurry up! Hurry up!

OK! I'm coming.

What's your favorite color?

It's red! It's red!

This is for you. This is for you.

Thank you! It's red!

Many colors! Many boxes! Hurry up! Hurry up!

OK! I'm coming.

What's your favorite color?

It's green! It's green!

This is for you. This is for you.

Oh no! It's blue.

Oops! I'm sorry!

That's OK! Blue is OK too!

Instructions 1. Cut the sentences into strips and mix them up.
2. Put the sentences in order while listening to the song, *This is for You!*

Activity Sheet 20 Lesson 20 Show Your Progress 2

- Choose and write.



1 Happy birthday!

2 Oops, I'm sorry.

3 Goodbye.

4 Hurry up!

a OK! I'm coming.

b Thank you.

c That's OK.

d See you later.

Instructions 1. Read the sentences.
2. Choose the correct responses and write the letters.