

“Way Forward”
Study Pack - English
Grade Four
First Term-2021



EDUCATION DEVELOPMENT SECTION
PROVINCIAL DEPARTMENT OF EDUCATION-WESTERN PROVINCE

Introduction

The intention of preparing this material is to facilitate teachers to complete the expected units to be covered in the first term. The content of the material is relevant to this grade and the main focus has been given to reading, writing, vocabulary and grammar. After completing each unit of the text book teacher can use the content as extended activities.

Due to Covid-19 pandemic learning has been shifted from classroom to home. Therefore it is a quite challenging task to the teachers to cover the syllabus in distant mode, specially for primary students. Thus this book will help teachers to use as a supplementary material in teaching using distant modes. Further, this book can be used as a self-study material for the students who do not have facilities to access e-learning.

Please note that the suggested activities included in this material can be adapted according to the standards of the students.

Advice and approval: Mr. P. SrilalNonis, Provincial Director of Education

Provincial Department of Education- Western Province

Monitoring :Mr.K.P.N.Premasiri, Additional Provincial Director of Education

Provincial Department of Education- Western Province

Mrs. NimaliAnushaBaduraliya- Additional Provincial Director of Education

Provincial Department of Education- Western Province

Guidance- Mrs. PriyangikaWalpolage, Assistant Director of Education,

Provincial Department of Education- Western Province

Subject Coordination :1. Mrs. Hemanthi Ranaweera- Assistant Director of Education, Zonal Office, Piliyandala

Panel of writers:

1 .H.M.S.PrasangaKumari ,Teacher of English

No.1 Junior School , Piliyandala.



























2. D.P.PriyanthiRajapaksha , Teacher of English

Hadigama SudarshanaVidyalaya, Piliyandala.

1.

Unit - 1 - My family and friends

1. Write the missing letters.

 A _ _	 B b	 _ _ c	 _ _ d	 E _ _	 _ _ f	 _ _ g
 _ _ h	 I _ _	 J _ _	 _ _ k	 _ _ l	 M _ _	 _ _ n
 _ _ o	 P _ _	 Q _ _	 _ _ r	 _ _ s	 T _ _	 _ _ U
 _ _ v	 W _ _	 _ _ x	 Y _ _	 _ _ z		

2. Read and match

How are you?

I'm Sumudu

What's your name?

I'm fine

How old are you?

I live in Piliyandala

In which grade are you?

I'm nine years old

Where do you live?

I'm in grade four

3. Find and write.

m
o
u
t
h



.....



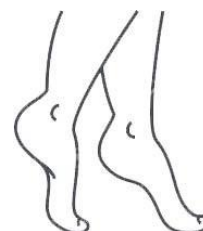
.....



.....



3
.....



.....

4. Write about yourself

1. My name is
2. I am years old
3. I live in
4. I am in grade
5. There are members in my family

You

5. Draw family members and name them.

father

mother

brother

sister

4

baby

6. Read and write

heat / tin

pick / hope

peak / not

hop / note

hit / teen

short vowel sounds	long vowel sounds

7. Read and complete

1. I with my eyes

2. I with my ears

3. I with my nose

4. I with my mouth

5. I with my hands

hear


feel

sniff


see

speak


8.. Read, find and write



1. Chandi is a
2. It has a bushy
3. It can..... fast



1. Bindu is a
2. It has black
3. It can



1. Tiny is a
2. It has orange
3. It can



1. Micky is a
2. It has a red
3. It can

1. Bunny is a
2. It has two long
3. It can



1. calf, parrot, dog, rabbit, fish

2. spots, ears, beak, tail, fins

3. hop, fly, run, swim, run

Unit -2 Our beautiful garden

1. Match the word with the picture

1. butterfly



2. pond



3. compost bin



4. ekel broom



5. spade



6. watering can



7. birdbath



8. hoe



9. garden fork

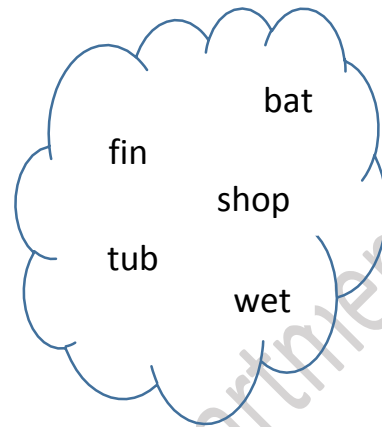


10. Shovel

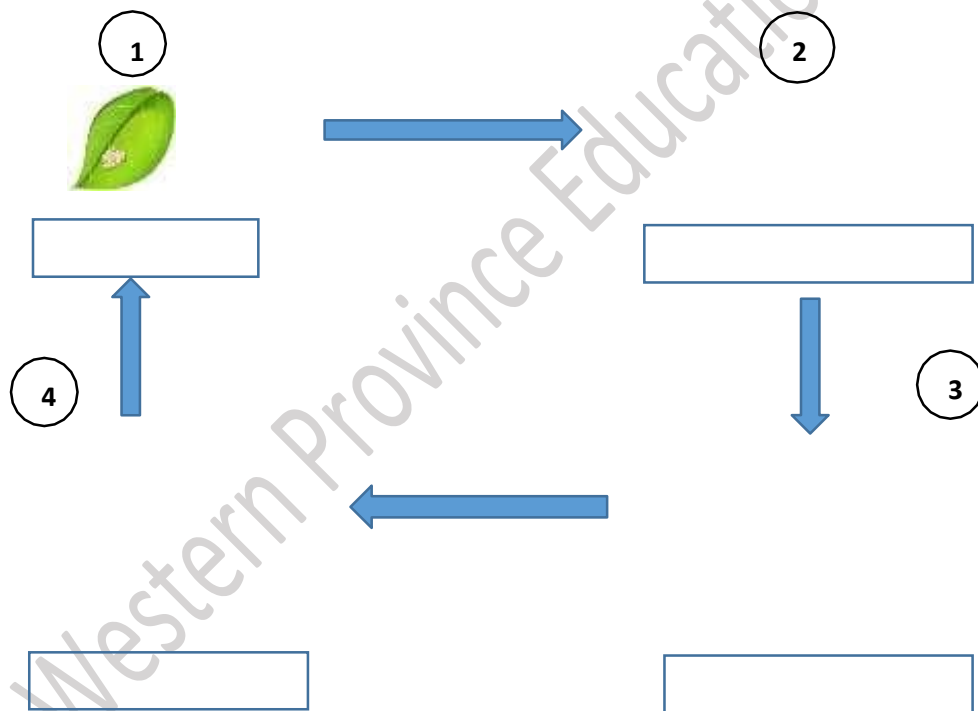


2. Find and write

1. cat, rat, pat, _____
2. bin, pin, thin, _____
3. hop, mop, top, _____
4. cub, rub, dub, _____
5. pet, jet, net, _____



3. Draw and label the life cycle of the butterfly



(caterpillar, eggs, butterfly, cocoon)

4. Select and write.

1. I _____ my garden clean and beautiful.
2. I _____ the garden everyday.
3. I _____ flower beds and vegetable beds.
4. I _____ the plants in the evening.
5. I _____ leaves.
6. I _____ garbage into the bin.
7. I _____ the garden.
8. I _____ the bird bath regularly.
9. I _____ the plants with compost.
10. I _____ my garden from destructive animals.

(sweep, make, water, clean, manure, protect, pick, weed, dump, keep)

5. Fill in the blanks

How to make a fish tank

1.a paperplate.
2.it with blue.
3.sand at the bottom.
4.three fish and long leaves on the whitepaper.
5.them on the paper plate.

(Cut and paste / Take / Colour / Draw and colour / Paste)

6. Read and put numbers in order.

1. The eggs become caterpillars.
2. The cocoon breaks.
3. The caterpillar eats leaf and grows big.
4. Butterfly lays eggs.
5. A beautiful butterfly comes out.
6. It makes a cocoon.

☐
☐
☐
☐
☐
☐

7. Write sentences describing this picture.



1. This is my garden.
2. There is a _____ in my garden.
3. There are _____ in my garden.
4. There _____.
5. There _____.
6. There _____.

Unit – 3 Places around me -

1. Match and write

1



2



3



4



5



6



7



8



9



10



11



12



- | | | | |
|-------------------|-----------|---------------|--------------|
| 1) library | 4) temple | 7) postoffice | 10) busstop |
| 2) mosque | 5) church | 8) hospital | 11) bookshop |
| 3) railwaystation | 6) kovil | 9) airport | 12) car park |

2. Read, follow the instructions and draw

1. Go straight on → Turn right → go straight on →

draw a flower in the box

2. Go straight on → turn left → go straight on → draw a tree in the box

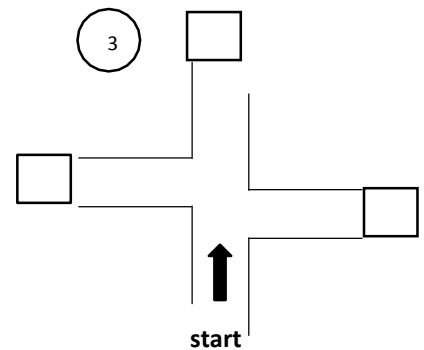
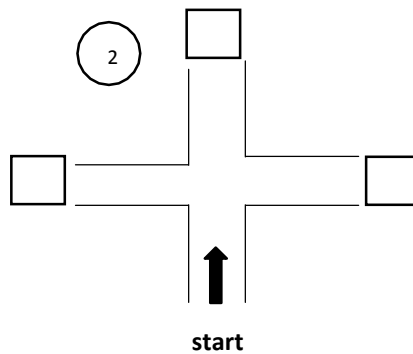
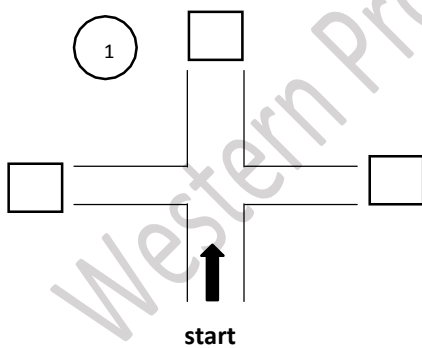
3. Go straight on → don't turn left or right → go straight on →

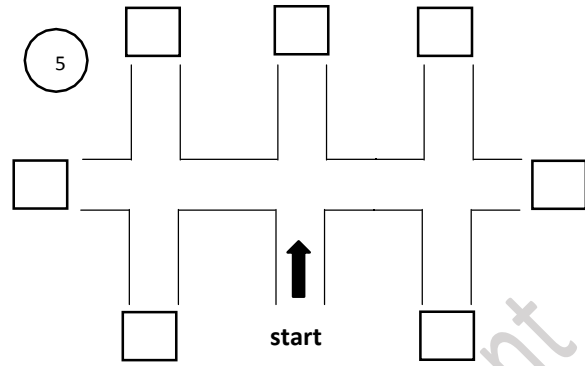
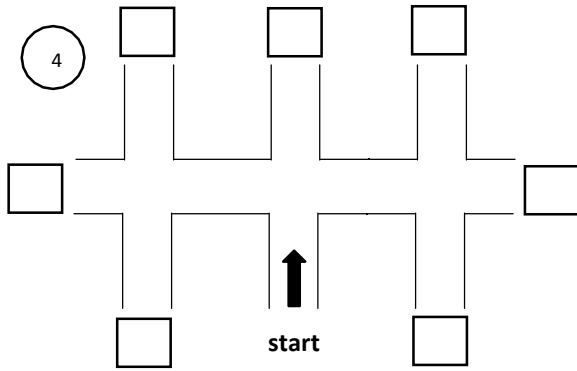
draw a star in the box

4. Go straight on → turn right → go straight on → turn right again
→ go straight on → draw a triangle in the box

5. Go straight on → turn left → go straight on → turn right →

go straight on → draw a circle in the box





3. Read and write answers.

Kamal and his family are going to Galle. They are at the Fort railway station. They are hearing an announcement.

Attention please!

The express train on platform three leaves Fort for Matara at 6.30 a.m

It stops at Moratuwa ,Kalutara ,Ambalangoda , Galle and Weligama.

1. Where is Kamal's family going?

2. Where are they now?

3. What is the platform number?

4. What time does the train leave?

5. Where does the train stop?

4. Match

- | | |
|--------------------------------------|--------------------|
| 1. Senuri goes to the post-office | to borrow a book. |
| 2. Sonia goes to the library | to post a letter. |
| 3. Navaz goes to the hospital | to buy some books. |
| 4. Kumar goes to the bookshop | to catch a train. |
| 5. Dasun goes to the railway station | to see a doctor. |

5. Re-arrange and write the correct sentence.

1. land / airport / the / Aeroplanes / in .

_____.

2. go / the / I / playground / weekends / at /to

_____.

3. is / church / There /a / village / in /my

_____.

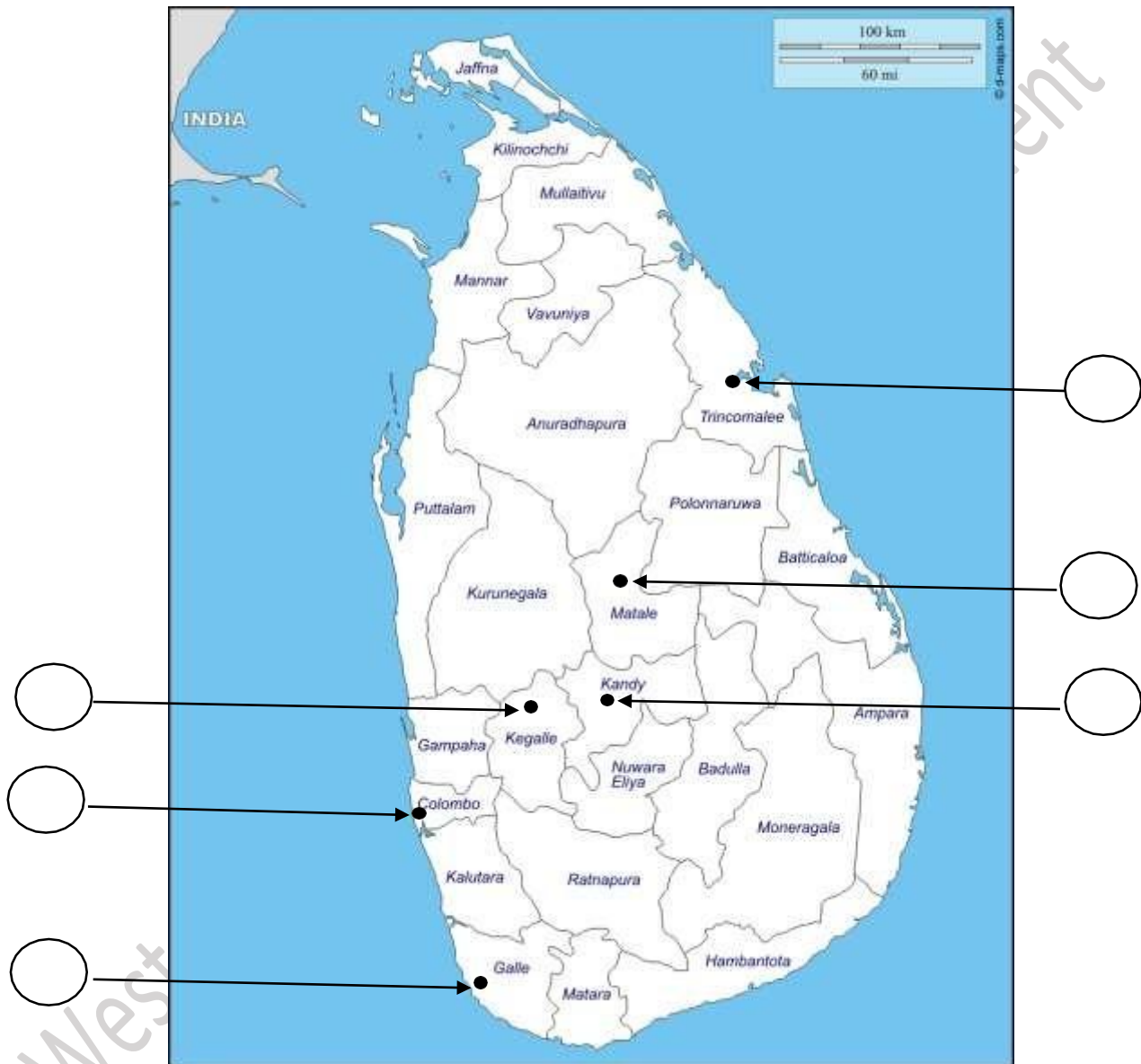
4.to / like / I / visit / Botanical Garden / Peradeniya /the

_____.

5.are / elephants / There / many / elephant orphanage / in/the

_____.

6. Mark the places. Put the correct number in the circle.



1. Dehiwala Zoo.

4. Natural Harbour.

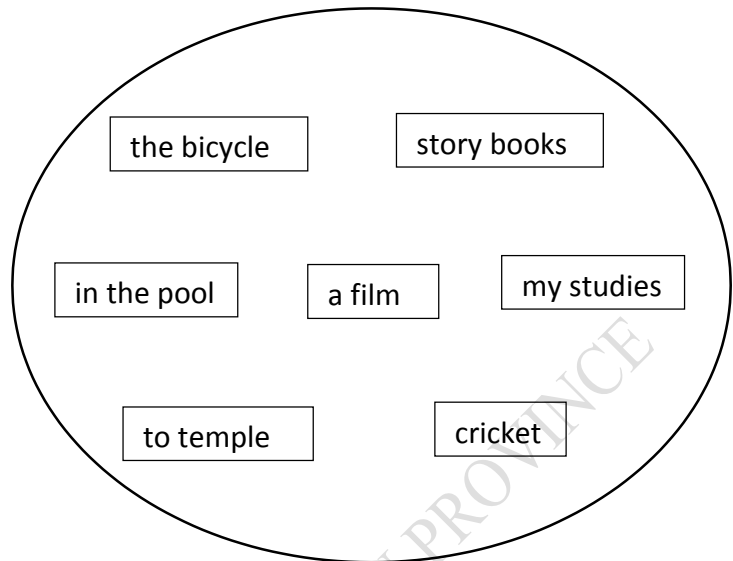
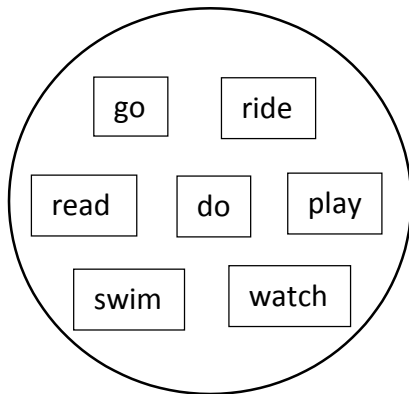
2. Unawatuna Beach.

5. Peradeniya Botanical Garden.

3. Pinnawala Elephant Orphanage

6. Wasgamuwa National Park

7. What do you do ? Make sentences.



1. On Monday I _____.
2. On Tuesday I _____.
3. I _____ on Wednesday.
4. I _____ on Thursday.
5. I _____ on Friday.
6. On Saturday I _____.
7. I _____ on Sunday.