

SELF STUDY PACK



Grade 4
Term 1

SOUTHERN PROVINCE

Mr. Nimal Dissanayake - Provincial Director of Education (Southern)

Provincial Guidance & Supervision

Mrs. Shanthi Senevirathna - Additional Provincial Director of Education

(Southern)-Provincial Guidance & Supervision

Mr. Lakmina D Karunanayake - Assistant Director of Education (English)

Provincial Coordinator - Planning and Coordinating

Mrs. A.L.A.S.Champika- Assistant Director of Education (English) - Tangalle

Zonal Level Guidance & Supervision

Panel of editors

Mrs: G. Andrahennadi: Coordinator, RESC, Tangalle

Mrs: E. Wasana Nadeeshani: Tr-in-Charge, RESC, Tangalle

Panel of writers

1. Ms. M.W.F. Ishka- H/Weerodagama Primary School
2. Ms. Pavithra Wickramaarachchi- H/Aluthwewa Model Primary School
3. Ms. Nadeeshani Weerawarna- H/Aluthwewa Model Primary School
4. Ms. L. Vindani Priyashanthi- H/Netolpitiya Gemunu M.V.
5. Ms. M.P. Naduni Harsha- H/Wakamulla K.V.
6. Ms.Chapa Chandrasekara- H/Tangalle Model Primary School
7. Ms. M.L.A.T. Shashikala- H/Nalagama Sinhala K.V.



Lesson no	Topic	Page numbers
1	Let's say hello!	1-2
2	Let's learn /a/ sound	3-4
3	Let's talk about our family	5-6
4	Let's learn body parts	7-8
5	Let's use "has"	9-10
6	Let's use /i/ and /i:/ sounds	11-12
7	Let's point and practice	13-14
8	Let's use "is" and "are"	15-16
9	Let's go to the garden	17-18
10	Let's make a paper cat	19-20
11	Let's learn pronouns	21-22
12	Let's find out	23-24
13	Let's learn places around us	25-26
14	Let's find the way	27-28
15	Let's use "a" and "an"	29-30
16	Let's use "what" and "where"	31-32
17	Let's visit places	33-34
18	Let's enjoy the weekends	35-36
19	Let's sing and write	37-38
20	Let's learn action words	39-40

Lesson 1

Let's say 'Hello!'

Read.



Hello! I'm Sahan.

What's your name?



I'm Sanuki.



How old are you?



I'm nine.



In which grade are you?



I'm in grade 4.



Where do you live?



I live in Matara.

Read.



**I'm Dilmi.
I'm nine years old.
I'm in grade 4.
I live in Tangalle.
I like orange juice.
I can swim.**

Now write about you.

Myself

I'm

I'm years old.


I'm in grade

I live in

I like

I can

Draw you.




.....

(Write your name)

Lesson 2

Let's learn /a/ sound

a



apple



cat

Let's sing

Look at that **h**at,
On the **c**at,
Sat on the **m**at!
I want that **h**at!



1. Draw pictures

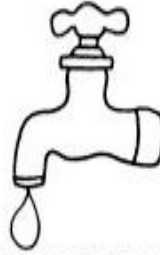
cat	mat	bat
-----	-----	-----

Find and write the word.

hat, bat, pan, bag, tap, cat



A dashed rectangular box for writing the word.



A dashed rectangular box for writing the word.




A dashed rectangular box for writing the word.



A dashed rectangular box for writing the word.



A dashed rectangular box for writing the word.



A dashed rectangular box for writing the word.

Lesson 3

Let's talk about our family



Hello! friends, I'm Pahan.

This is my family.

Now I'm going to speak about 'My family.'

- 1) There are **five** members in my family.
- 2) They are **father, mother, sister, brother and me.**
- 3) My father is **Piyal.**
- 4) He is **tall.**
- 5) My mother is **Devika.**
- 6) She is **beautiful.**

Now speak about your family.



You

- 1) There are members in my family.
- 2) They are.....
..... and
- 3) My father is
- 4) He is
- 5) My mother is.....
- 6) She is.....

Let's sing.

Sing, sing, sing, sing

Sing everyday

Father, mother, sister, brother

Sing everyday.



Lesson 4

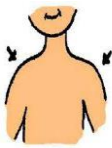
Let's learn body parts

Let's sing an action song

Head, shoulders, knees and toes



head



shoulders



knees



hand



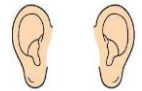
toes



leg



eyes



ears



nose


Head, shoulders, knees and toes,
knees and toes

Head, shoulders, knees and toes,
knees and toes

And eyes and, ears and, mouth and nose

Head, shoulders, knees and toes,
knees and toes.

Use the letters and write the names of body parts.



Example- head



.....

.....

My Monster

Draw and colour your Monster.

- Two heads
- Four eyes
- Eight legs
- Two mouths
- Ten hands
- Ten fingers




Lesson 5

Let's use 'has'

has

Rabbit **has** long ears.



has

Bird **has** a beak.



Write 'has' in the blank.



An Elephant a trunk.

A Buffalo..... horns.



A Deer white spots.

A Cat whiskers.



A Duck a beak.



Read and draw.

Mala has a doll.	Bee has wings.
Kamal has a bicycle.	Fish has fins.
My brother has a car	Dog has four legs
Meena has a kite.	Owl has big eyes.
My sister has a drum.	Rabbit has two years.

Lesson 6

Let's learn /i/ and/i:/ sounds

Short (i)



Ship



Bin




Pig


Long (ee,ea)



Sheep



Meat



Leech

Paste pictures

Tin	Cheese
Pin	Bee
Leaf	Beach

Practice

<i>Short vowel sound</i>	<i>Long vowel sound</i>
Hi t	He e t
Fi t	Fe e t
Wi l	Whe e l
Sl i p	Slee e p
Bi t	Be a t

Lesson 7

Let's point and practice

What do you see in the garden?

Trees



Birds



Flowers



Butterflies



Vegetables



Watering can



Pond



Bird bath



Complete the words

1.



Tr..... ..s

2.



P.....nd

3.



Fl.....w...rs

4.



B.....rd.....

5.



W....t....ring c.....n

Lesson 8

Let's use "is" and "are"



Let's sing

Tune : "bits of paper"

There is a pond //

in my garden //

There are birds //

in my garden //



trees



birds



pond



butterflies

There is a watering can //

in my garden //

There is a bird bath//

in my garden //

There are vegetables

in my garden //

There are flowers//

Let's protect them//



bird bath



watering can



vegetables



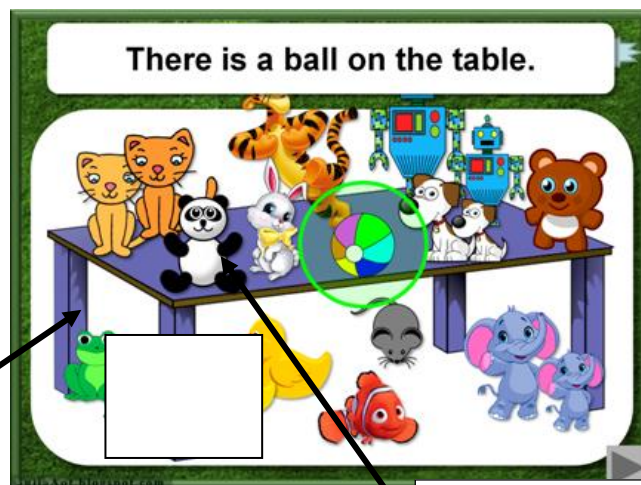
flowers

Fill in the blanks with 'is' or 'are'



- 1) There a table in the room.
- 2) There chairs.
- 3) There two pictures on the wall.
- 4) There..... a night lamp.
- 5) There..... a sofa.

Look at the picture.



There are two frogs

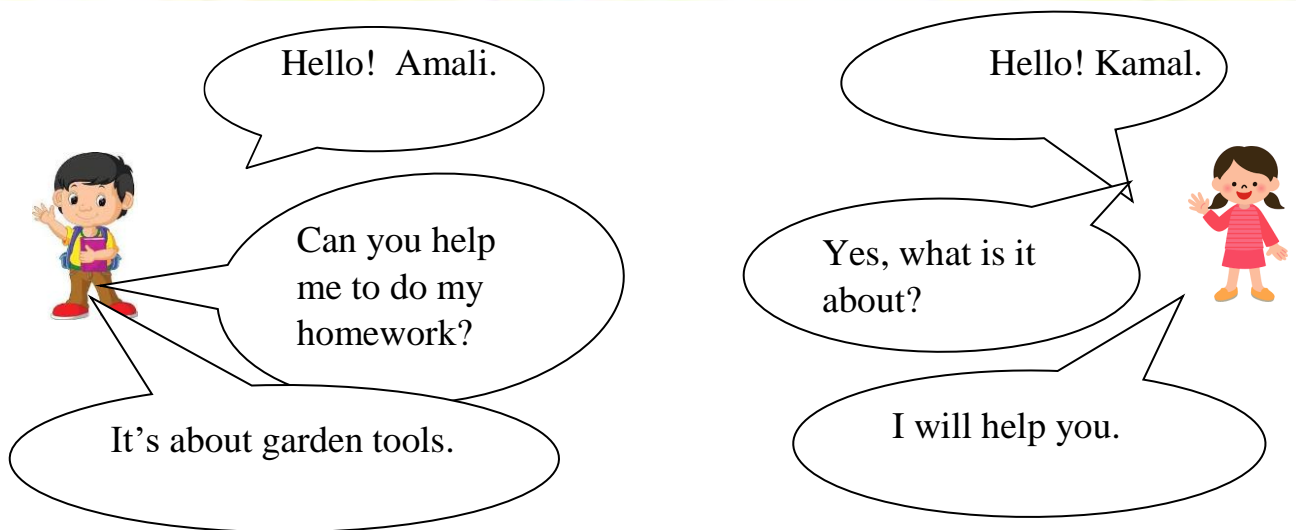
There is a panda.

Make five sentences

1.
2.
3.
4.
5.

Lesson 9

Let's go to the garden



Garden tools


shovel



rake



hoe



garden fork



wheelbarrow



ekelbroom



Re arrange the words

ehwarwrelbo -


kebmorleo -

dnegar rkof -

kera -

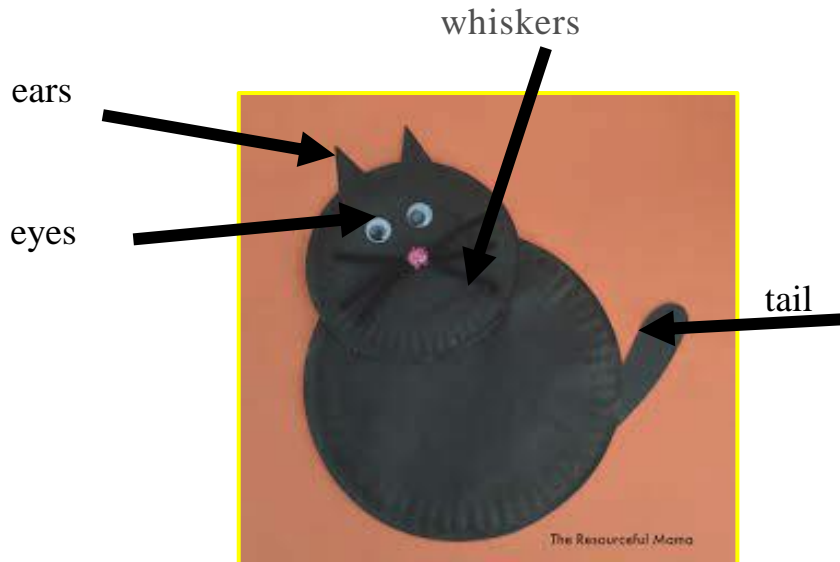
hsevlo -

Draw your garden tools and name them



Lesson 10

Let's make a paper cat



Paper cat

You need:

- a big paper plate
- a small paper plate
- eyes
- black A4 paper
- black colour pencil
- glue

How to make:

- 1) Take 2 paper plates,(big & small)
- 2) Colour them black.
- 3) Paste 2 paper plates.
- 4) Draw the face.
- 5) Paste eyes, ears ,tail and whiskers.
- 6) Fix a piece of elastic.

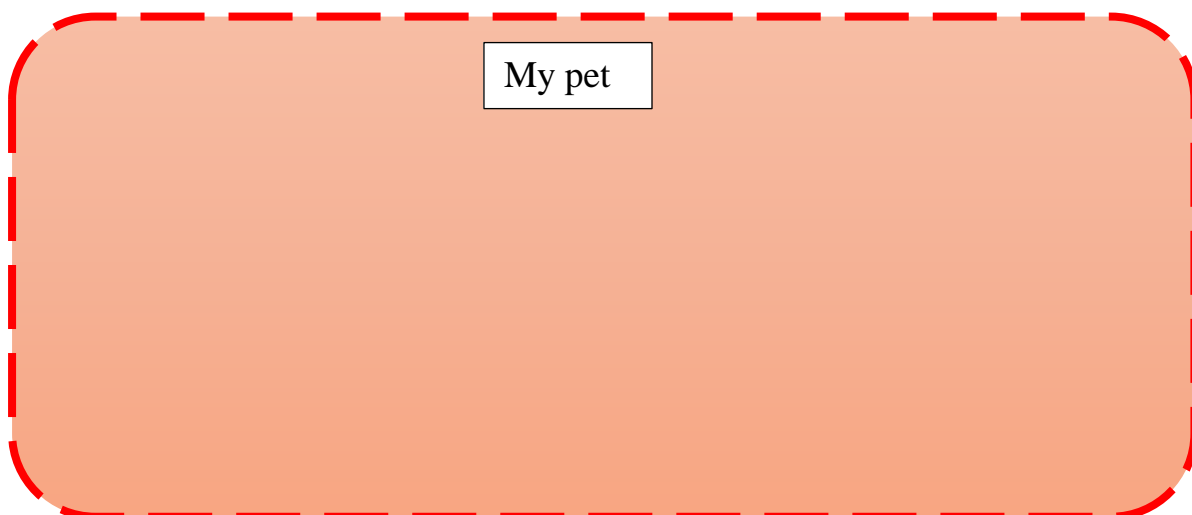
Now wear your paper cat



Speak 5 sentences on 'I'm a cat.'

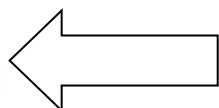
- 1) I'm a
- 2) My name is
- 3) I like to eat
- 4) I like to drink
- 5) I can

Draw and colour




Lesson 11

Let's learn pronouns



I am



He is

She is

Short forms

I am - I'm

He is - He's

She is- She's

I am Nimal - I'm Nimal

I am Nisal -

He is Kamal -

She is Rasini -

My self

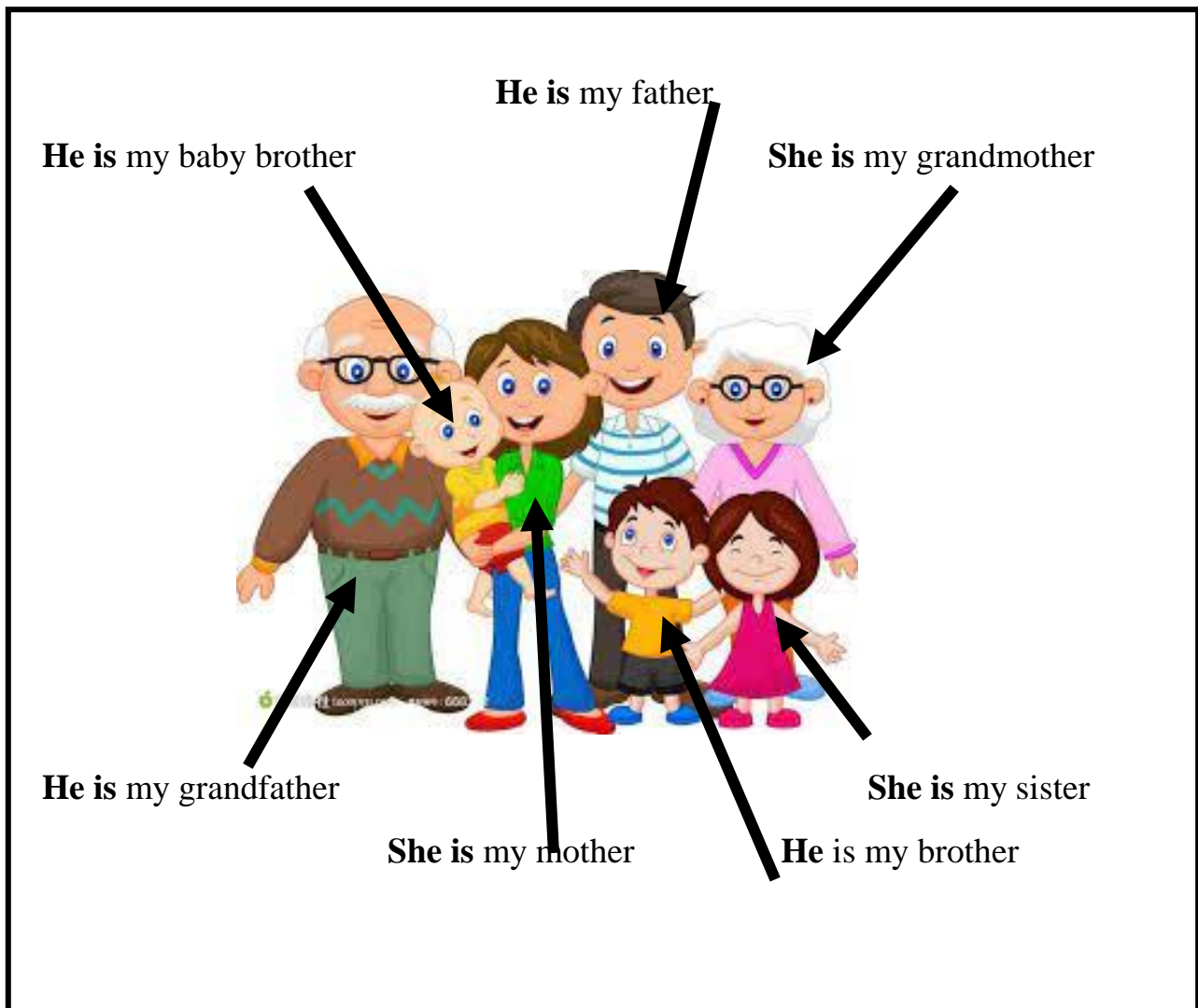
I'm Nisal

Write about yourself

•

•

My Family



Draw your family and name them

Lesson 12

Let's find out

Read.

**It has seven colours.
It's in the sky.
What is it?**



...rainbow.....

Match.

- 1) It's orange in colour.

It grows underground.

Rabbits like it.

- 2) It's yellow.

It's round.

It's in the night sky.

- 3) It's big and tall.

It has branches and leaves.

It gives us shade.



Guess and write.

**It has fins.
It can swim.
It lives in water.**

.....

**It's hot.
It gives us light.
It's in the sky.**

.....

**It's a bird.
It has big eyes.
It comes out at night.**

.....

Lesson 13

Let's learn places around us

Name the places.

(pharmacy, school, temple, bookshop, post office, library, hospital)




temple



Match A and B

- | A | B |
|----------------|-------------------|
| 1. temple | to buy books |
| 2. post office | to see the doctor |
| 3. school | to worship |
| 4. hospital | to read books |
| 5. library | to learn |
| 6. pharmacy | to buy medicine |
| 7. bookshop | to post a letter |



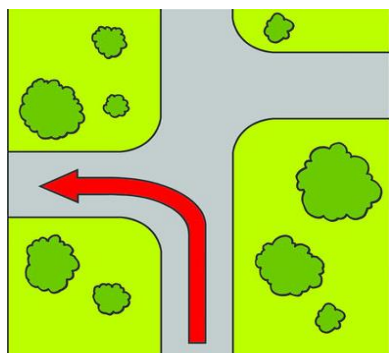
Write

1. We go to the temple to worship.
2. We go to the post office to.....
3. We go
4. We.....
5.
6.
7.

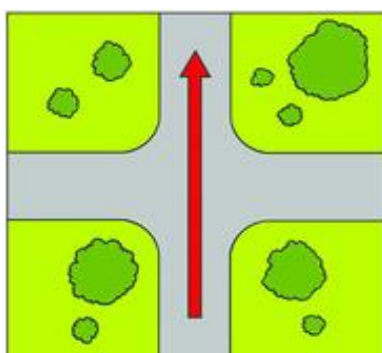
Lesson 14

Let's find the way

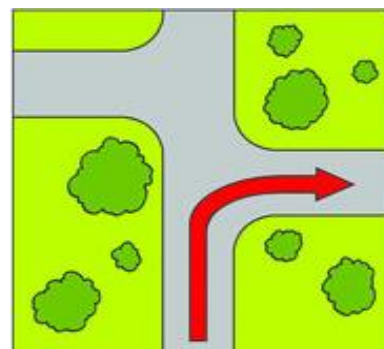
Look at the pictures



turn left




go straight on



turn right

Draw.



turn right


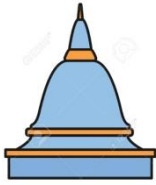


go straight on



turn left

Read and draw the directions.



1. Go straight
2. You are here now
3. Turn right
4. Go straight
5. Turn right

Where are you now? at the,,,

Lesson 15

Let's use "a" and "an"

Vowels

a, e, i,
o, u



an apple



a book

Write the correct article

an apple	a book
.....catgirl
.....eggink pot
.....dogumbrella
.....orangehouse
.....treeuncle
.....beareraser
.....vanice cream

1. Circle the correct word


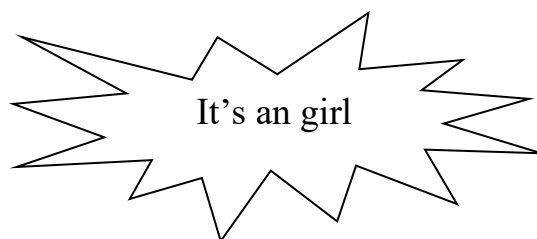
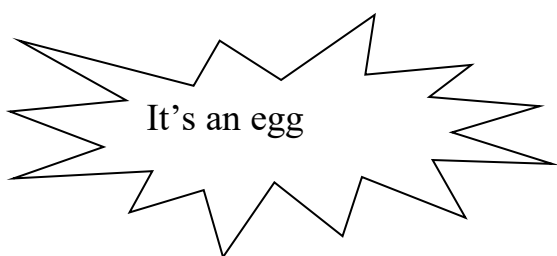

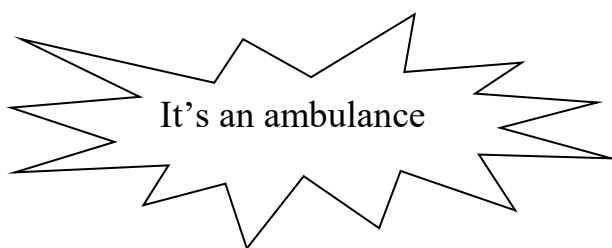
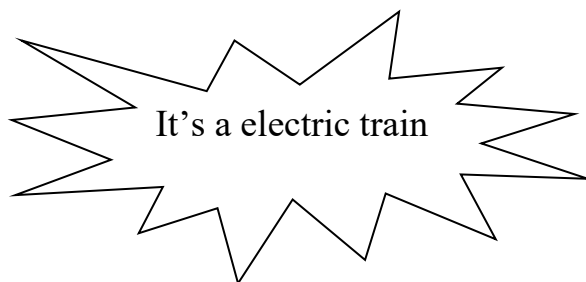
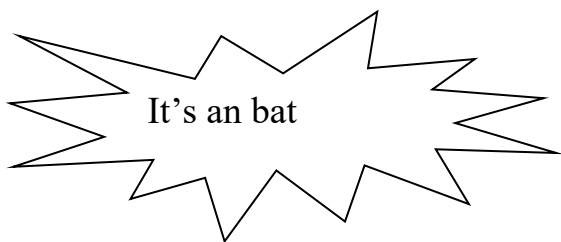
1. a apple, an apple
2. a bat, an bat
3. an ambulance, a ambulance
4. a train, an train



5. an orange shirt, a orange shirt

6. a school, an school

Colour the correct bubble



Lesson 16

Let's use "what" and "where"



What is
your
favourite
colour?

My
favourite
colour is
red



Where is your
pencil?

It is in
my bag




What is
your
hobby?

My hobby
is
gardening



Read and answer



Rasini went to the Dehiwela zoo with her mother, father and little brother. They left home at 6.30 a.m. She saw elephants, lions, birds, zebras and giraffes. All the animals were in cages. They enjoyed the trip very much.

1. Where did Rasini go? to
2. What time did they leave home? at.....
3. Where is the zoo? in.....
4. Where were the animals? in.....
5. What animals did they see? (Write only 3).....

.....

Lesson 17


Let's visit places

Where do you like to visit?

I like to visit the museum.
There are many old things.
It is in Colombo.



I like to visit the Zoo.
There are many animals.
It is in Dehiwela





I like to visit the Hakgala Garden.

There are many flowers.

It is in Hakgala.



Write about yourself

I like to visit the

There are many

Ask from your friend

My friend likes to visit the

There are many



Lesson 18

Let's enjoy the weekends

Week days

Monday, Tuesday,
Wednesday, Thursday,
Friday

Weekend

Saturday and Sunday

Do you know these places?

Beach



Children's park



Playground



Read and practice

Where do you go at weekends?



I go to the playground at weekends.



I go to the children's park at weekends.



I go to the beach at weekends.

2. Arrange the sentences

1. at weekends/go/to the/I/playground

.....

2. beach/at weekends/to the/go/I

.....

3. to the/I/children's park/ go/at weekends

.....

Lesson 19

Let's sing and write

Recite the poem and answer the questions



Five little ducks
Went swimming one day
Over the pond and far away
Mother duck said,
“Quack, quack, quack, quack.”
But only four little ducks came back.

1. Where did the five little ducks go?
 - Went swimming
2. How many ducks went swimming ?
 -
3. What did the mother duck say?
 -
4. How many ducks came back?
 -
5. What is the colour of the ducks?
 -

Fill in the blanks using the words in the circle.



Five Little Chicks

Five little chicks

Went one day

Over the and far away

Mother said

“Cluck , cluck ,..... , cluck

But only four little came back.

hen

cluck

playing

gardens

chicks

Lesson 20

Let's learn action words

Verbs tell us what people, animals and things do.

Underline the correct word.



dance/sleep



illustrations of.com #1448860

cook/run



cook/wash



play/run



dance/brush



cook/sweep



cook/run



write/dance



sing/swing

Fill in the blanks.

(drink, go, play, **get up**, dress, wash, brush, eat, come, bathe, come)

- i. I **get up** in the morning.
- ii. I..... my teeth.
- iii. I..... my face.
- iv. I my milk.
- v. I my breakfast.
- vi. I my clothes.
- vii. Ito school.
- viii. Iwith my friends.
- ix. Ihome.
- x. I..... in the river.



Write your day.

1. I get up in the morning.
2. I do my homework.

.....

.....

.....

.....

.....

.....

.....

.....

.....

.....